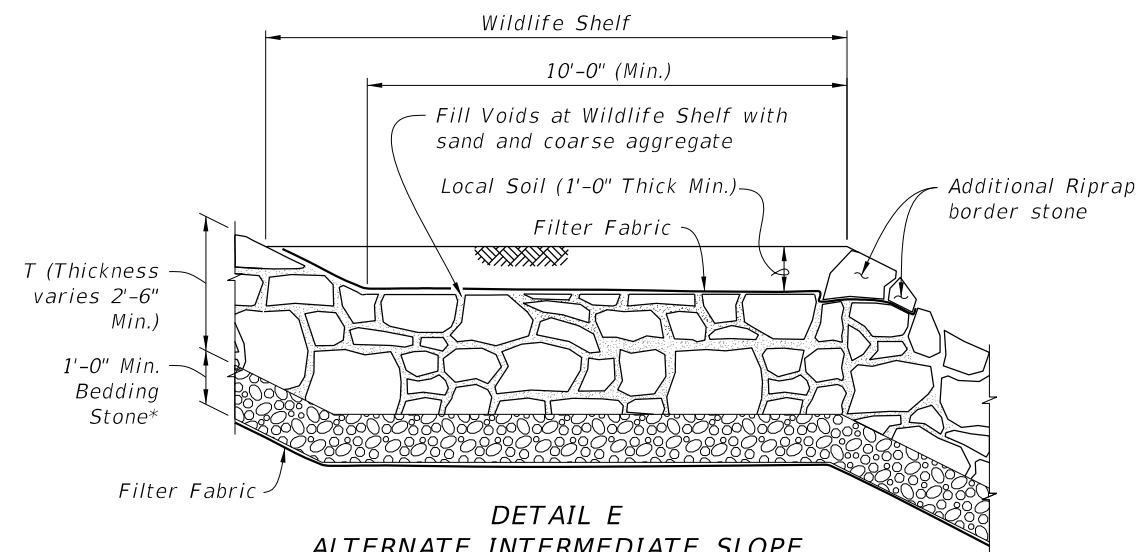
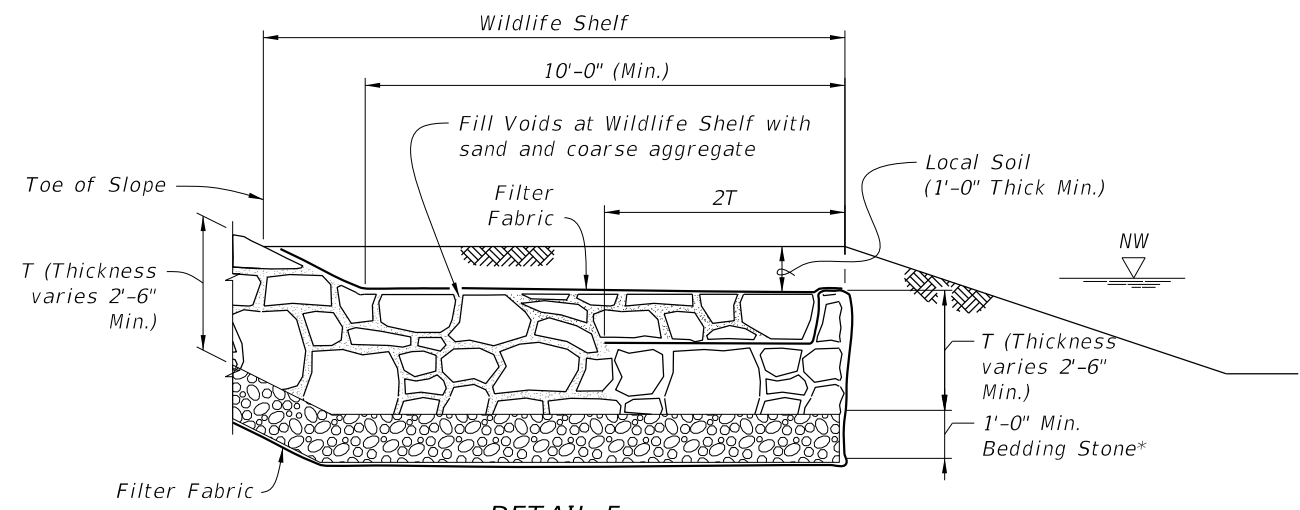


**NOTE:**  
 Filter Fabric shall be Type D-2, in accordance with Specifications Section 985.  
 Splice length shall be in accordance with Specifications Section 514.  
 For location of Section A-A see Sheet 1 of 3.  
 \* Provide Bedding Stone unless otherwise recommended by hydraulics engineer.

**SECTION A-A**



**DETAIL E**  
 ALTERNATE INTERMEDIATE SLOPE  
 WHERE WILDLIFE SHELF IS REQUIRED  
 (AT SECTION A-A SHOWN, OTHER LOCATIONS SIMILAR)



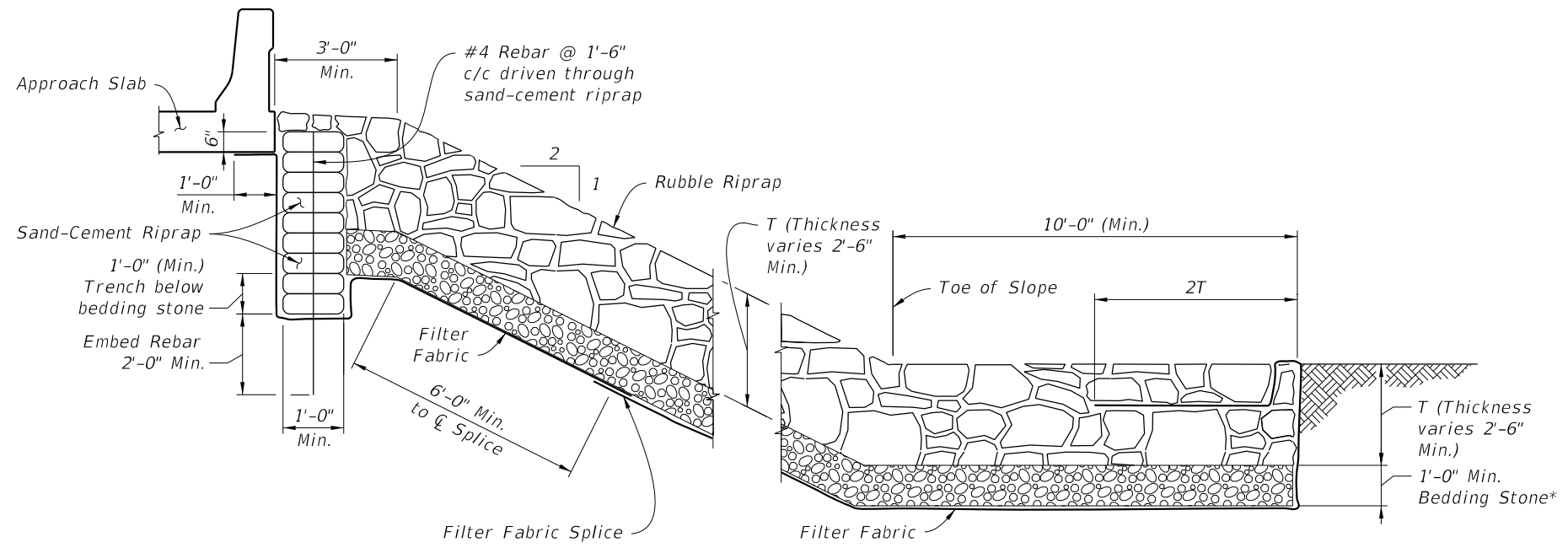
**DETAIL F**  
 ALTERNATE TOE OF SLOPE  
 WHERE WILDLIFE SHELF IS REQUIRED  
 (AT SECTION A-A SHOWN, OTHER LOCATIONS SIMILAR)

REVISIONS						DRAWN BY:	STATE OF FLORIDA DEPARTMENT OF TRANSPORTATION			SHEET TITLE: RUBBLE RIPRAP SLOPE PROTECTION DETAILS (SHEET 2 OF 3)	REF. DWG. NO.
DATE	BY	DESCRIPTION	DATE	BY	DESCRIPTION						
							ROAD NO.	COUNTY	FINANCIAL PROJECT ID	PROJECT NAME:	SHEET NO.
										EXAMPLE	

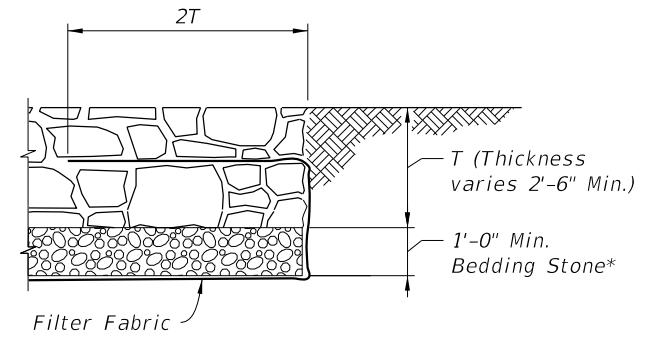
NOTE:  
 Filter Fabric shall be Type D-2, in accordance with Specifications Section 985.  
 Splice length shall be in accordance with Specifications Section 514.

For location of Sections B-B, C-C & D-D see Sheet 1 of 3.

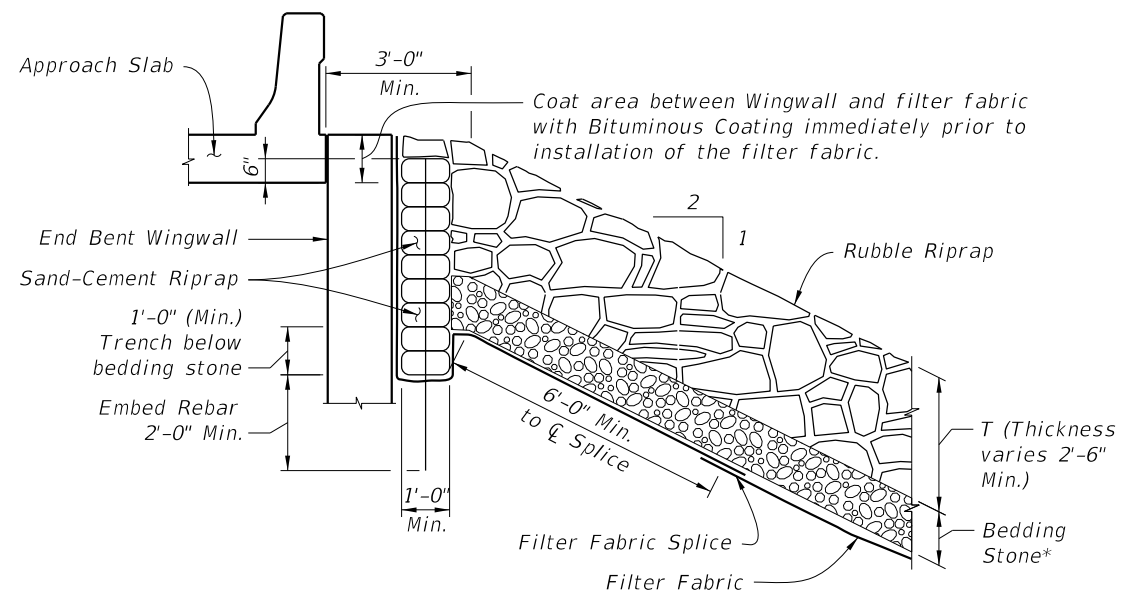
\* Provide Bedding Stone unless otherwise recommended by hydraulics engineer.



SECTION B-B



SECTION C-C



SECTION D-D

REVISIONS						DRAWN BY:	STATE OF FLORIDA DEPARTMENT OF TRANSPORTATION			SHEET TITLE: RUBBLE RIPRAP SLOPE PROTECTION DETAILS (SHEET 3 OF 3)	REF. DWG. NO.
DATE	BY	DESCRIPTION	DATE	BY	DESCRIPTION		ROAD NO.	COUNTY	FINANCIAL PROJECT ID		
										PROJECT NAME: EXAMPLE	SHEET NO.