


# Willapa National Wildlife Refuge

## 2021-2022 Big Game Regulations

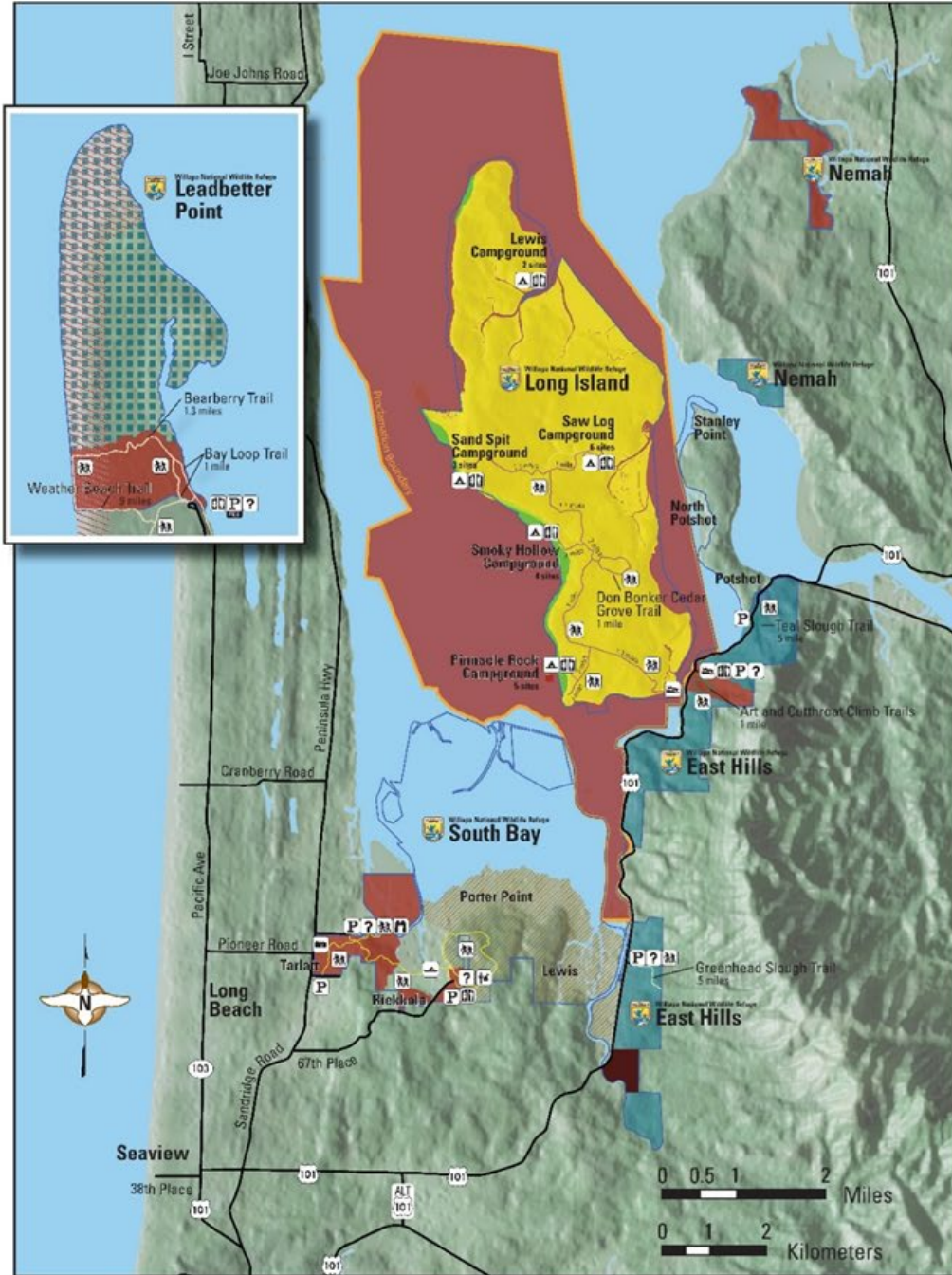
	NEMAH UNIT (GMU 673)		EAST HILLS UNIT (GMU 681)		SOUTH BAY UNIT (GMU 684)		LONG ISLAND UNIT (GMU 699)	
	SEASON DATES	LEGAL	SEASON DATES	LEGAL	SEASON DATES	LEGAL	SEASON DATES	LEGAL
	Includes the parcel northeast and across the Naselle River from Stanley Point. This area is accessed by boat only from Willapa Bay or Naselle River.		Teal Slough to Bear River Area around Art and Cutthroat Climb Trails and immediately north of Bear River are closed. There is private property north of Greenhead Slough to Omeara Point. Access to the southeastern most portion of the Refuge requires boat access.		Includes designated portions of the Riekkola, Porter Point & Lewis units. Access from 67th Place or by boat from Willapa Bay <b>*Firearms restriction. The use of centerfire or rimfire rifles is prohibited</b>  <b>LEADBETTER UNIT # Regulated (permit/hunt-by-reservation) early muzzleloader elk season only.</b>		Hunting firearms and dogs are prohibited. Check local tide conditions. Access the campgrounds at 6 feet or higher tide. <b>**ARCHERY ONLY, Hunters may hunt during modern firearm season, but must possess a valid modern firearm big game license and use archery equipment.</b>	
<b>BLACK-TAILED DEER</b>								
Early Archery	Sept 1-24	Any deer	Sept 1-24	Any buck	Sept 1-24	Any deer	Sept 1-24	Any buck
Late Archery			Nov 24-Dec 15	Any buck			Nov 24-Dec 15	Any buck
Modern Firearm	Oct 16-31	Any buck	Oct 16-31	Any buck	Oct 16-31*	Any buck	Oct 16-31**	Any buck
Late Firearm	Nov 18-21	Any buck	Nov 18-21	Any buck	Nov 18-21*	Any buck	Nov 18-21**	Any buck
Early Muzzleloader	Sept 25-Oct 3	Any buck			Sept 25-Oct 3	Any deer		
Late Muzzleloader	Nov 24-Dec 15	Any buck			Nov 24-Dec 15	Any deer		
<b>ELK</b>								
Early Archery	Sept 11-23	3 pt min or antlerless	Sept 11-23	3 pt min or antlerless	Sept 11-23	Any elk	Sept 11-23	3 pt min or antlerless
Late Archery			Nov 25-Dec 15	3 pt min or antlerless			Nov 24-Dec 15	3 pt min or antlerless
Modern Firearm	Nov 6-17	3 pt. min.	Nov 6-17	3 pt. min.	Nov 6-17*	3 pt. min.		
Early Muzzleloader	Oct 2-8	3 pt. min.	Oct 2-8	3 pt. min.	Oct 2-8#	Any elk		
Late Muzzleloader					Nov 24-Dec 15	Any elk		
<b>BEAR</b>							Aug 1-Nov 15	Any bear
<b>FOREST GROUSE</b>							Sept 1-Dec 31	4 per day

**Willapa National Wildlife Refuge contains 17,000 acres of uplands and tidelands divided into several management units. All state regulations apply, in addition to all federal and special Refuge regulations. UNITS AND SPECIES NOT LISTED ARE CLOSED TO HUNTING.**

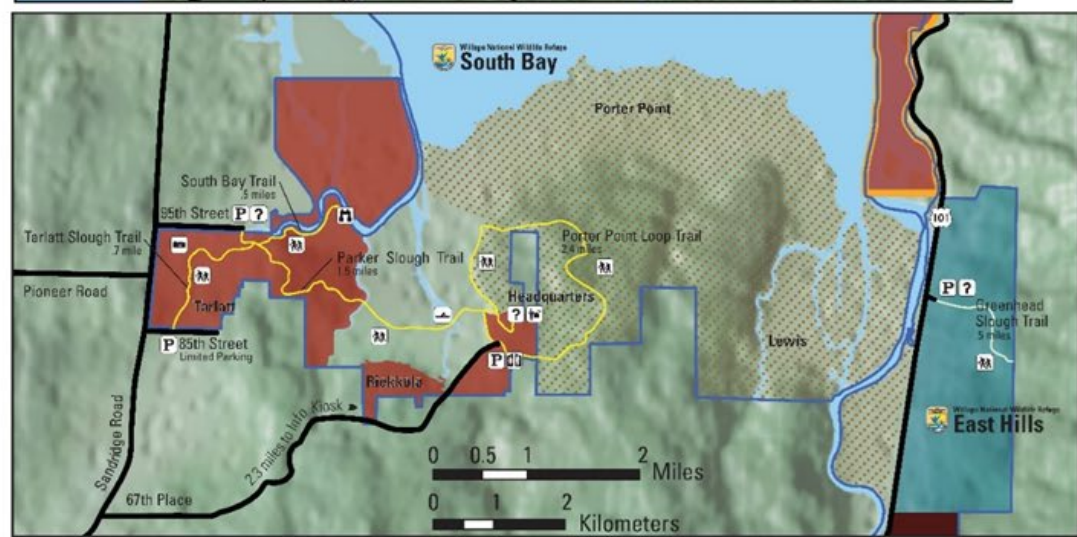
- **CAUTION:** Hunters are cautioned to pay attention to tidal fluctuations when hunting tidal areas.
- **HOURS:** The Refuge is open daily from dawn to dusk. Hunting access allowed 1 1/2 hours before legal sunrise until 1 1/2 hours after legal sunset.
- **DOGS:** We prohibit dogs on the Refuge, except service dogs and dogs used for hunting waterfowl.
- **PEDESTRIAN ACCESS:** All units of the Refuge are open to foot traffic only unless otherwise specified.
- **BOATING:** Boats may be used for access. A boat launch ramp is located at Cutthroat Creek and car-top boat access is located at Riekkola Unit.
- **SAFETY ZONES:** Hunting is prohibited within 150 yards of roads, trails, dikes, buildings or parking areas.
- **BLINDS AND TREE STANDS:** Permanent blinds, platforms, ladders and screw-in foot pegs are prohibited. Tree stands may stay in place for 3 days and must be labeled with the hunter's name, phone number, and the date the stand was set-up. Stands must be removed before 1 1/2 hours after legal sunset on the 3rd day. Digging, cutting trees, and altering vegetation for stand or blind placement is not permitted.
- **TRAPPING:** We prohibit all forms of trapping.
- **BAIT:** We prohibit distribution of bait & hunting over bait.
- **MOTORIZED EQUIPMENT:** including all-terrain-vehicles (ATV's), dirt bikes, and chain saws are prohibited.
- **COLLECTING:** Collecting or removal of ANY archeological, historical, or natural material such as plants, mushrooms, berries, or antler sheds is prohibited.

- **SHELLFISH HARVESTING:** State owned tidelands are open to public clamming on the western side of Long Island. Privately owned tidelands are closed to the public.
- **FIRES:** Fires are prohibited on the Refuge, except in designated areas in campgrounds on Long Island. Only downed wood may be used for firewood.
- **CAMPING ON LONG ISLAND:** Camping is allowed in designated sites only. Up to 5 people per camp site for up to 14 consecutive days (determined by the first member of the camping party's

- arrival). Campers are encouraged to camp bear friendly and exercise "Leave No Trace" practices. A camping permit is required during, and one week prior to, the early elk archery season. Self-issue camping permits are available on a first-come, first-serve basis at the Cutthroat Creek parking lot orientation panel across from the boat ramp. Camping permits are required for both hunters and non-hunters.
- **ALCOHOL:** Use or possession of alcoholic beverages while hunting is prohibited.



- ### Legend
- Refuge Headquarters
  - Fee Parking
  - Parking
  - Restroom
  - Information/Interpretation
  - Boat Launch
  - Car-Top Boat Access
  - Observation Blind
  - Viewpoint
  - Campground  
*(Refuge Permit Required 1st Week of Elk Hunt)*
  - Trails
  - Leadbetter Point Trails
  - Long Island Trails
  - South Bay Trails
  - East Hills Trails
  - Proclamation Boundary
  - Refuge Boundary
  - Clamming
  - Closed to Public
  - Closed to Public  
*March 15 - September 30*
  - Deer and Elk Hunting  
*Firearm Restriction*
  - Early Muzzleloader Elk Hunting  
*permit hunt-by-reservation only*
  - Deer and Elk Hunting  
*All State Regulations Apply*
  - Refuge Lands, Tidelands, and  
Water Closed to All Hunting
  - Archery Hunting for Elk, Deer,  
Black Bear, and Grouse (*Ruffed and Sooty*) Only.



**Willapa National Wildlife Refuge**  
 7112 67th Place, Long Beach, WA 98631  
 360-642-3860  
[www.fws.gov/refuge/willapa](http://www.fws.gov/refuge/willapa)