

WAUBAY NATIONAL
WILDLIFE REFUGE

CHILDREN'S TRAIL GUIDE

Welcome to Waubay National Wildlife Refuge. As you walk the trail, look for the numbered posts. Use the brochure to read about the animals, plants and other fun stuff that Webster School's Second Grade class of 2000 found while they were at the Refuge. The numbered posts end at the observation deck on the boardwalk.



[1] Spring Lake can be seen from the trail. Ducks and geese live in the water.

William A. & Dalton S.

[2] In the fall you can see blue-green algae on the shore and rocks of Spring Lake. It looks like there is a stain on them. It sort of smells, too.

Andrew W. & Daniel Z.

[3] Watch for frogs by the lake. Some you might see are bullfrogs, leopard frogs or tree frogs.

Brett S. & Scott S.



[4] Painted turtles are living near the trail. You can tell these reptiles by the bright orange bottom shell. Look for them near the lake.

Julia L. & Kelli M.



[5] Look for some chew marks on the trees near the lake. Could it be from a beaver?

April S.



[6] You can see bird nests in the trees. Nests are easy to spot in the dead trees in the water.

Kyle W. & Shane W.



[7] Listen for the scolding cry of the blue jay. You might spot some blue feathers that have black stripes on the ground. They fly south for the winter.

Luke K. & Joey J.

[8] Acorns can be found all along the trail. They are the seed of the bur oak tree. They are a great snack for squirrels.

Casey B. & Aaron R.



[9] You might see a woodpecker. They are busy walking up trees looking for insects to eat. They like to peck at the bark, listen, you might hear them.

Cole V. & Kaylie B.



[10] Watch for small round cavities or holes in trees. They are homes for woodpeckers and nuthatches. The tree is a good place for them to find food.

Briana B. & Travis S.

[11] This tree looks split open. It might have been struck by lightning. A squirrel might be living there or maybe something else.



Sherydan Q. & Ashley K.

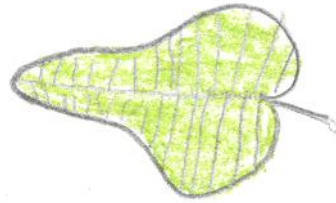
[12] You can find deer trails. Look for skinny paths in the grasses. They seem very small for such big animals.

Adam W. & Tanner L.



[13] This is a grove of basswood trees. You can tell them by the big leaf that is in the shape of a heart.

Shelby B. & Ashley H.



[14] The grasses along the trail might be big bluestem, that's the tall one. Or little bluestem, it is shorter but looks the same. You might even see Indiangrass or sideoats grama. The second graders from Webster school tried planting native grasses. They used the "Buffalo method". They rolled the seed into mud balls and stomped them into the ground.

Sarah S. & Olivia S.,
Jeremy V. & Taylor H.

[15] The big cavities or holes in trees would make a good place for a raccoon to sleep. Squirrels could hide their acorns there, too. Some birds like to live in holes like these.

Garret T. & Bryce K.



[16] Squirrel nests are up high in trees. They make their nests mostly out of leaves.



Squirrels can store their acorns and nuts in their nests.


Lacey S. & Steven L.

[17] The ground is covered with dead trees and grasses. There might be some animals living there, too.

Jessica F. & Lacey F.

[18] Watch for squirrels. There are lots of acorns for them to eat. The trees are just right to live in.

Janet P. & Megan H.




[19] Watch out for holes and fallen logs! Some logs are cool, they might have things living in it!

Paul F. & Michael B.

[20] Look for animal tracks! Look for deer, muskrat, or mink. Have fun!

Geena L. & Kelsy Z.



[21] Wood duck houses are around the lake. The Refuge people put them there. They are up really high in the trees so they are safe from predators.

Marcus M. & Landon K.



Nature is always changing. Some of the things the second graders saw in 2000 may not be the same. If you can't find what they saw, look for some new things of your own!