

St Marks NWR says "Get Outdoors and Have Some Family Fun"

Here are some easy activities for families to do to stay active and healthy.






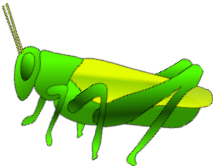










Many of these activities can be completed at the refuge or at home.

Page #	Activity
2	Nature Scavenger hunt
3	Nature Journal
4	Nature Journal observation sketches
5	St Marks NWR Animal BINGO
6	Wildlife Checklist
7	Alphabet Observation
8	Record Your Bird Observations
9 & 10	More Suggestions for fun outdoor activities



Nature Scavenger Hunt

Fill in the circle by each item you find on your walk.

<p><i>green leaf</i></p> <input type="checkbox"/> 	<p><i>rock</i></p> <input type="checkbox"/> 	<p><i>brown leaf</i></p> <input type="checkbox"/> 	<p><i>tree stump</i></p> <input type="checkbox"/> 
<p><i>log with moss</i></p> <input type="checkbox"/> 	<p><i>insect</i></p> <input type="checkbox"/> 	<p><i>"y" shaped stick</i></p> <input type="checkbox"/> 	<p><i>flowers</i></p> <input type="checkbox"/> 
<p><i>spider web</i></p> <input type="checkbox"/> 	<p><i>acorn</i></p> <input type="checkbox"/> 	<p><i>pine cone</i></p> <input type="checkbox"/> 	<p><i>grass</i></p> <input type="checkbox"/> 
<p><i>animal tracks</i></p> <input type="checkbox"/> 	<p><i>fern</i></p> <input type="checkbox"/> 	<p><i>mushroom</i></p> <input type="checkbox"/> 	<p><i>pine needles</i></p> <input type="checkbox"/> 

Nature Journal

Today's Date is _____

The time is _____

What is the weather like? _____

Where are you? _____

Who is with you? _____

What do you see? _____

What do you hear? _____



What is special about what you are observing? _____

Nature Journal

Record what you are observing using sketches,
pictures or words.

St Marks NWR Animal Bingo

Place an X in each wildlife box as you find it on the refuge. Connect three to win!



Wildlife Checklist

Because St. Marks is a National Wildlife Refuge, every living and non-living thing found on the refuge is protected by law to help preserve the wildlife, habitat, and special resources. As you hike through the refuge, try to find as many Wildlife Checklist items as you can. Mark off each item on your list, but leave everything as you find it, so other visitors can have the same opportunity to discover it for themselves. Then see if you can answer the bonus questions.



Black Bear



Fox




Bobcat




Wild Turkey

- ___ A water source for wildlife. What drinks here? _____
- ___ A food source for wildlife. What is it? _____
- ___ A home for wildlife. What lives here? _____
- ___ Tracks. What made them? _____
- ___ Scat. What animal left it? _____
- ___ Animal sound. What is making it? _____
- ___ Trampled grass. What might have done it? _____
- ___ Snag (A standing dead tree).What lives here? _____
- ___ Bones. What did they belong to? _____
- ___ Nest. Who lives here? _____
- ___ A flying animal. What is it? _____
- ___ A running animal. What is it? _____
- ___ A crawling animal. What is it? _____



Opossum



Crow



Raccoon

Alphabet Observation

Look around you as you walk outside and find things that start with letters of the alphabet. See if you can find something for all 26 letters.

Example: A for Armadillo, F for Fox Squirrel

A _____

B _____

C _____

D _____

E _____

F _____

G _____

H _____

I _____

J _____

K _____

L _____

M _____

N _____

O _____

P _____

Q _____

R _____

S _____

T _____

U _____


V _____

W _____

X _____

Y _____

Z _____



How many letters were you able to match?

1-7: Keep your eyes peeled.

8-14: Looking good.

15-21: Superior Sighting!

22-26: Eagle Eyes!


Record Your Bird Observations

While observing birds, check off the behaviors you notice and record the rest of the information.

Check	Behavior	Specific Location	Identification
	Singing or Calling		
	Preening		
	Bathing		
	Soaring		
	Flying		
	Swimming		
	Walking or hopping on the ground		
	Wading in water		
	A flock of birds perching together		
	A flock of birds flying together		
	Diving or tipping up its rump in the water		

FUN OUTDOOR ACTIVITIES FOR ALL AGES

- Make bark rubbings
- Make shell rubbings
- Nature alphabet hunt
- Start pollinator plants in egg cartons/paper cups
- Draw a sound map
- Take a listening walk
- Pitch a tent
- Make s'mores
- Fly a kite
- Go fishing
- Lay on a pallet and watch clouds, how many shapes or images can you find
- Lay in a hammock and listen to the birds
- Paint a picture outside
- Play follow the leader
- Play kick the can
- Ride a bike
- Play hula hoop
- Make mud pies
- Climb a tree
- Look for animal signs
- Nature Painting (dip natural object in paint then paint with it.)
- Fly swatter painting
- Make a photography journal
- Camp out in your back yard



FUN OUTDOOR ACTIVITIES FOR ALL AGES

- Design a fairy house
- Bug hunt
- Stargazing
- Rock art
- Seashell art
- Make sun melted crayons
- Investigate your yard with magnifying glass
- Paint the fence with water
- Make a bird feeder
- Have a family meal outside
- Dig in the dirt
- Jump in puddles
- Make stepping stones for your garden
- Plant a garden
- Make a garden sun dial
- Go on a sound safari
- Stack and balance rocks
- Make a nature collage
- Play an outdoor game
- Read a book outside
- Play nature I spy
- Have a pretend picnic
- Play math games outside
- Hopscotch
- Make a solar oven

