












# BLACKWATER NATIONAL WILDLIFE REFUGE

## Deer Hunt Units

2022 - 23 Season

-  Shotgun, Muzzleloader
-  Archery, Shotgun, Muzzleloader
-  Archery, Shotgun, Muzzleloader, Youth
-  Closed to All Access
-  Private Inholdings
-  Harriet Tubman National Park (HTNP) Closed to Access
-  Boat Launch
-  Hunt Parking
-  Major Roads
-  Refuge Roads
-  Closed to Vehicles

Area	Acres	Archery	Shotgun	Muzzleloader	Youth
A	798	X	X	X	
B1	369	X	X	X	X
B2	82	X	X	X	
B3	318		(X)	(X)	
D1	71	X	X	X	
D2	294	X	X	X	
D3	196		X	X	
D4	180	X	X	X	
E	1854	X	X	X	
M1	1055	X	X	X	
M2	1912	X	X	X	
N	697	X	X	X	
Q1	664	X	X	X	
Q2*	137	X*	X*	X*	
R	1152	X	X	X	
S	1490	X	X	X	
T	1273	X	X	X	
U	1926	X	X	X	X
U1*	203	X*	X*	X*	
W	726	X	X	X	
X	1439	X	X	X	

\*Q2 & U1 Certified Disabled Only (X) B3 Limited Hunt Area

