

FALL SURVEY OF THE EASTERN POPULATION OF GREATER SANDHILL CRANES 2022 FINAL REPORT



Prepared by:

Rachael Pierce and Dave Fronczak

U.S. Fish and Wildlife Service

This report contains data tables and charts that may be large and complex. Readers that may need help reading and interpreting the data, or that may need data presented in an alternative format to facilitate reading and interpretation, should contact the U.S. Fish and Wildlife Service's Mississippi Flyway Representatives office (612/713-5411).

FALL SURVEY OF THE EASTERN POPULATION SANDHILL CRANES

2022 FINAL REPORT

INTRODUCTION

The fall survey of Eastern Population (hereafter EP) of greater sandhill crane (*Grus canadensis tabida*) staging areas has been conducted throughout the Mississippi and Atlantic Flyways since 1979. The fall survey traditionally occurs during the last week of October under the assumption that the majority of EP sandhill cranes that breed in Canada have migrated to staging areas in the United States. The survey is a collaborative effort by state and federal agencies as well as citizen scientists.

We ask volunteers to visit recommended sites or sites in which cranes have been observed in previous years. Observation methods include roadside counts or point estimates (i.e., cranes departing from or arriving to a roost). Observers record date, start and stop times, location information, weather, and the number of cranes observed for each site.

This survey is not a complete census of EP sandhill cranes, but instead serves as an index of abundance. Over the past decade, EP sandhill cranes have expanded in both size and geographic range. The information collected allows the US Fish and Wildlife Service (Service) and Flyway Councils to quantify population estimates and trends of EP sandhill cranes to better manage this species.

In 2019, the Service launched the EP sandhill crane fall survey data portal (<https://www.fws.gov/epsandhill/>). This online platform was designed to improve survey coordination, enhance communication, reduce the burden of data entry, and provide precise information about where roosting and foraging locations occur each year. Initial feedback from survey volunteers have indicated that the platform works as intended, is easy to use, and significantly reduces the burden of data entry. The platform has also been a benefit to the Service by significantly reducing the time required to coordinate the survey and analyze the data. Each year, continued feedback from volunteers using the data portal helps the Service tweak the platform to continue to improve user functionality.

RESULTS OF SURVEY

- For 2022, the total number of EP sandhill cranes counted across the region was 107,140 (97,349, 3-yr average) EP sandhill cranes and the highest count of the entire survey period (Figure 1). However, we must note that the observations from Ohio (82 cranes) were made a couple of days outside the survey end date. This year's count was a 19% increase from 2021 (90,029 cranes).

- Wisconsin continued to have the largest percentage of cranes observed (57%) followed by Michigan (16%), Minnesota (12%), Indiana (8%), other States / Provinces approx. 5%). States and Provinces participation included: U.S. States: Wisconsin, Michigan, Minnesota, Ohio, Indiana, Iowa, Pennsylvania, New York, Maryland, and Tennessee. Canadian Provinces: Ontario and Quebec.
- Overall effort (as defined as number of sites observed within a State) increased for Iowa, Michigan, and Wisconsin and the remaining states either declined slightly or were same from the previous year. Please note, the annual variation in number of sites per State is mainly due to observer availability and habitat conditions, or a combination.
- The deviation from mean temperature was between 2 – 4 °F higher than normal for portions of the northern Great Lake States of Minnesota, Wisconsin, and Michigan during the survey period. The remaining States showed average temperatures during the Survey period. (Figure 5). In contrast, most of the participating States showed low to little amount of rain fall during the survey period, except portions of northern Michigan, northeast Ohio, and southeast Wisconsin (Figure 6). Antidotal notes provided by some observers stated that areas were dry and that there were few crops harvested.
- We welcomed observations from Quebec, Canada. Documented observations from areas outside traditional staging areas reported from previous surveys allow managers to further understand the distribution of EP cranes during the fall migration.
- We would like to thank the observers (Private [citizen and organization] and State / Federal Agencies) who volunteered their time and effort to count EP sandhill cranes during this survey period. Without their assistance this survey would be difficult to complete, and it would be difficult to understand the growth and distribution of EP sandhill cranes over time.

Figure 1. Total number of Eastern Population sandhill cranes counted, 1979 — 2022.

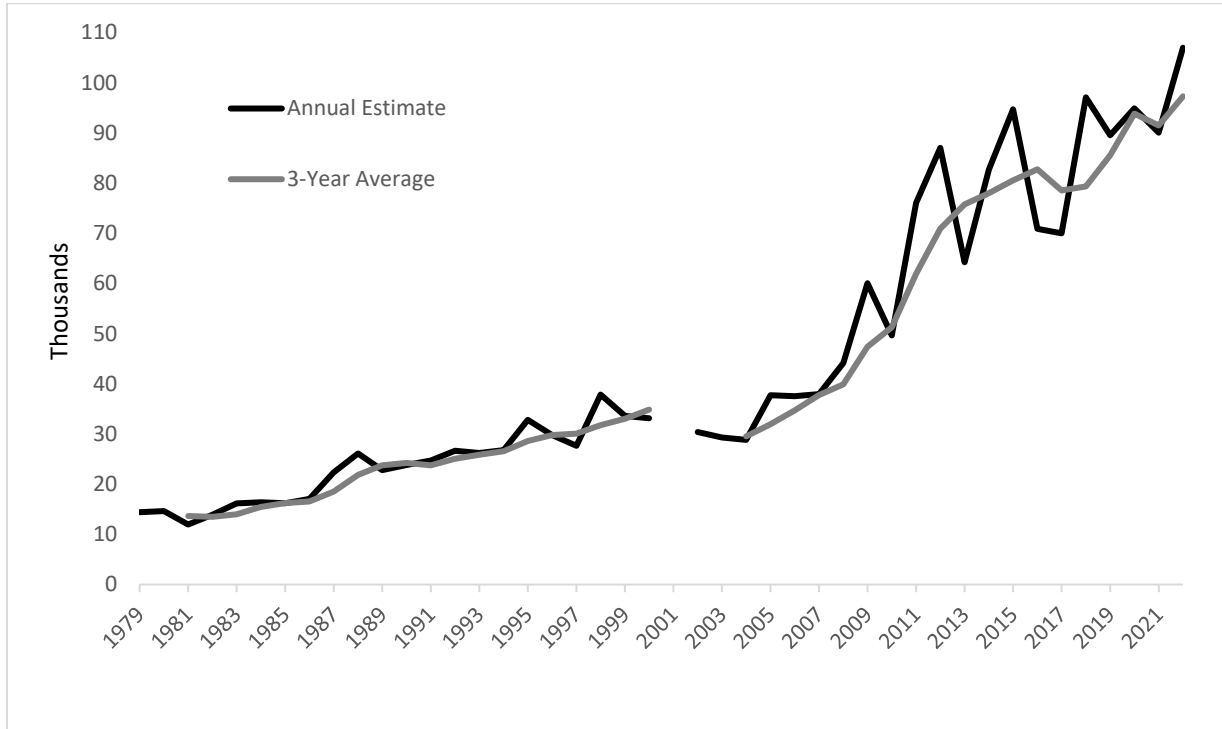


Figure 2. Total number of Eastern Population sandhill cranes by State, 2018 — 2022.

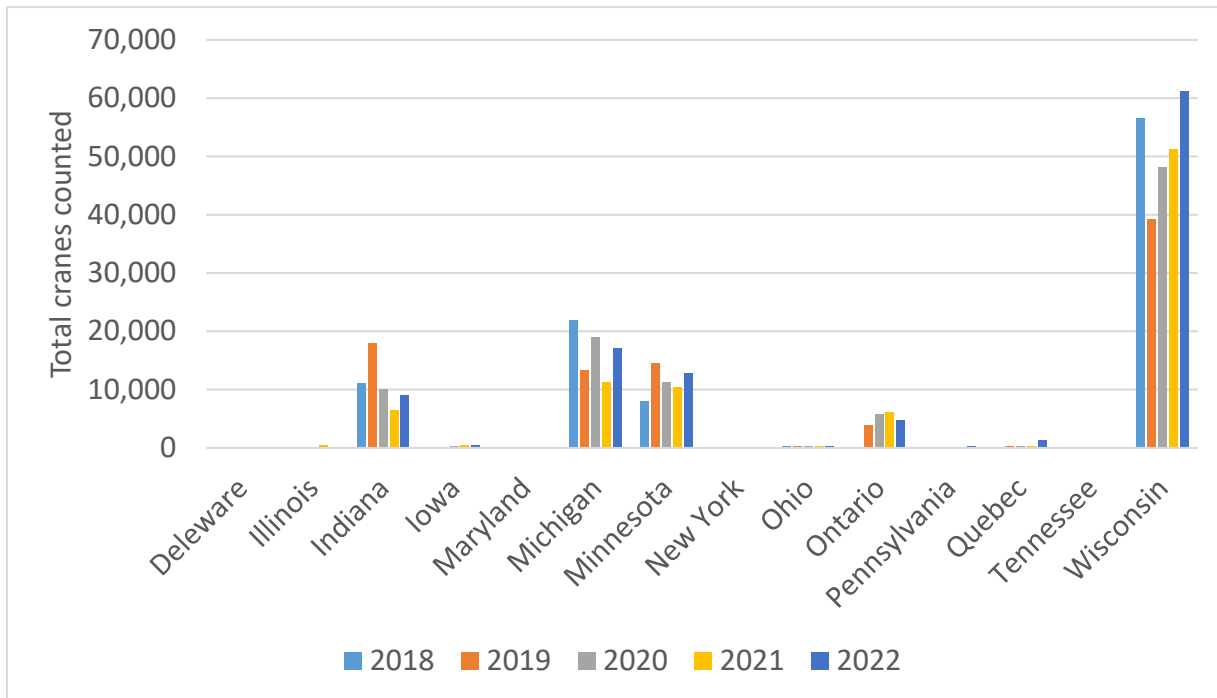


Figure 3. Total number of sites surveyed for each State, 2018 — 2022.

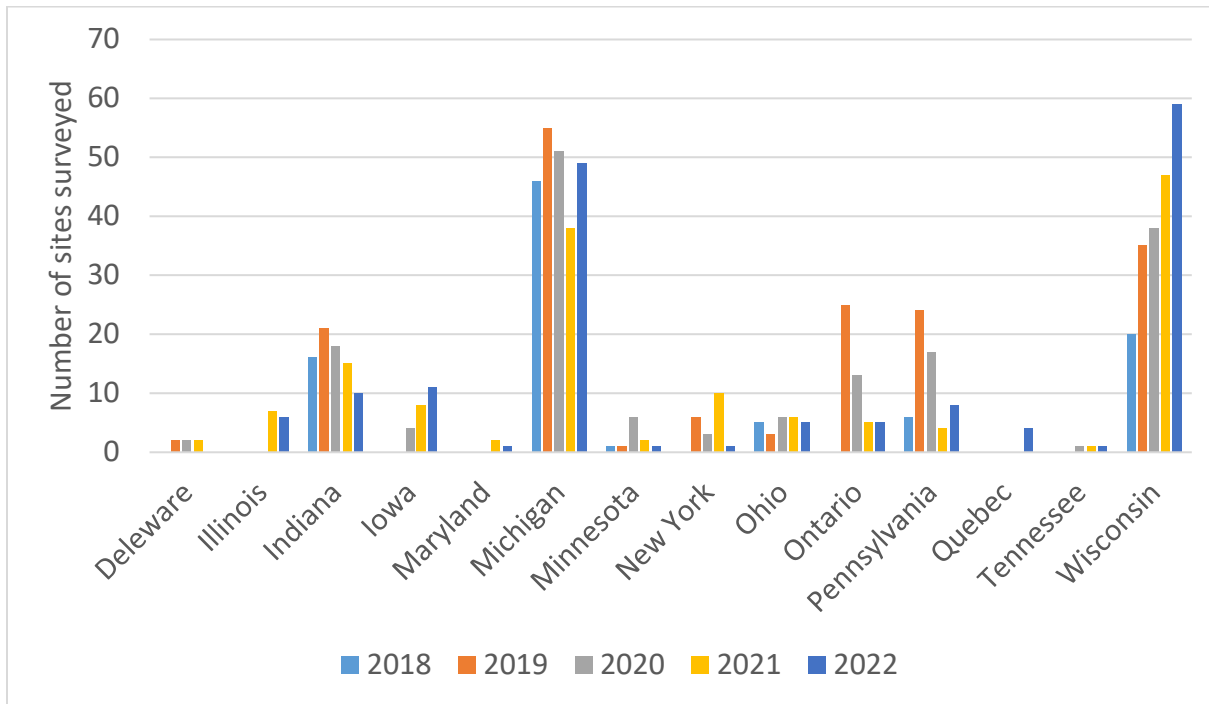


Figure 4. The average number of Eastern Population Sandhill Cranes at each site, 2018 —2022.

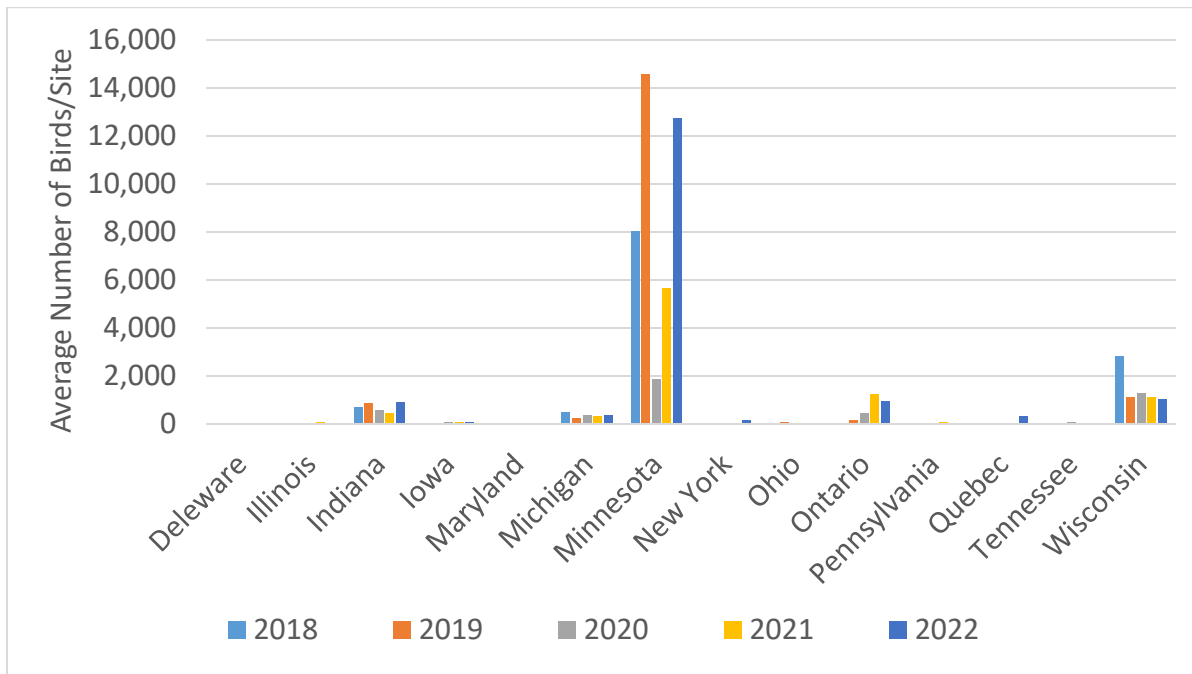


Figure 5. Mean temperature departures from average for September – November 2022 (<https://www.ncei.noaa.gov/access/monitoring/us-maps/>; Accessed 8 December 2022).

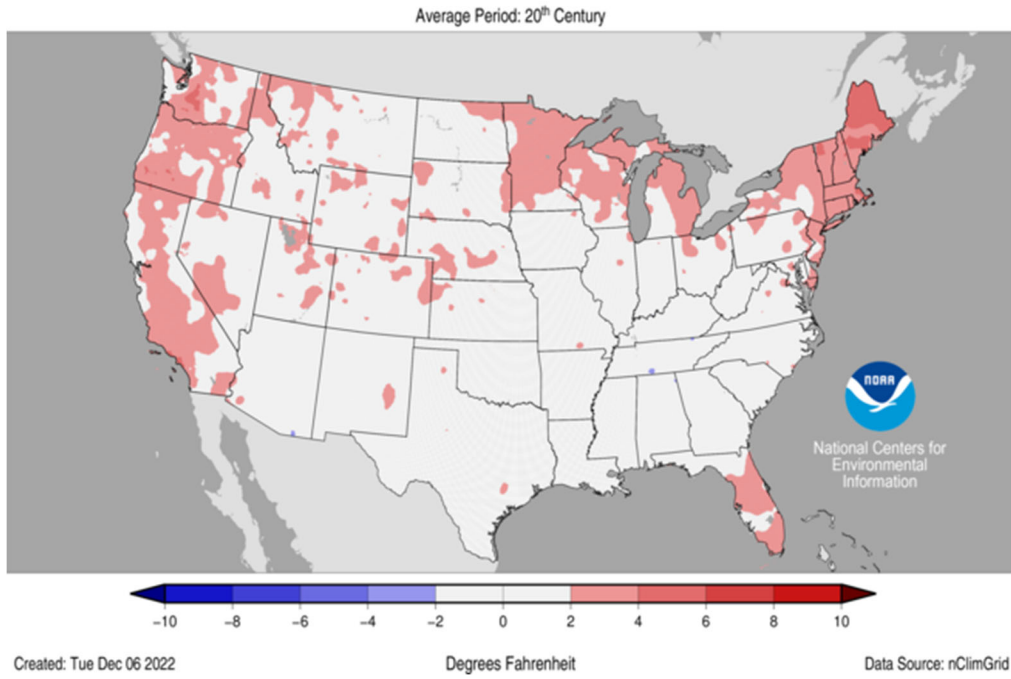


Figure 6. Percent of average precipitation for September – November 2022 (<https://www.ncei.noaa.gov/access/monitoring/us-maps/>; Accessed 8 December 2022).

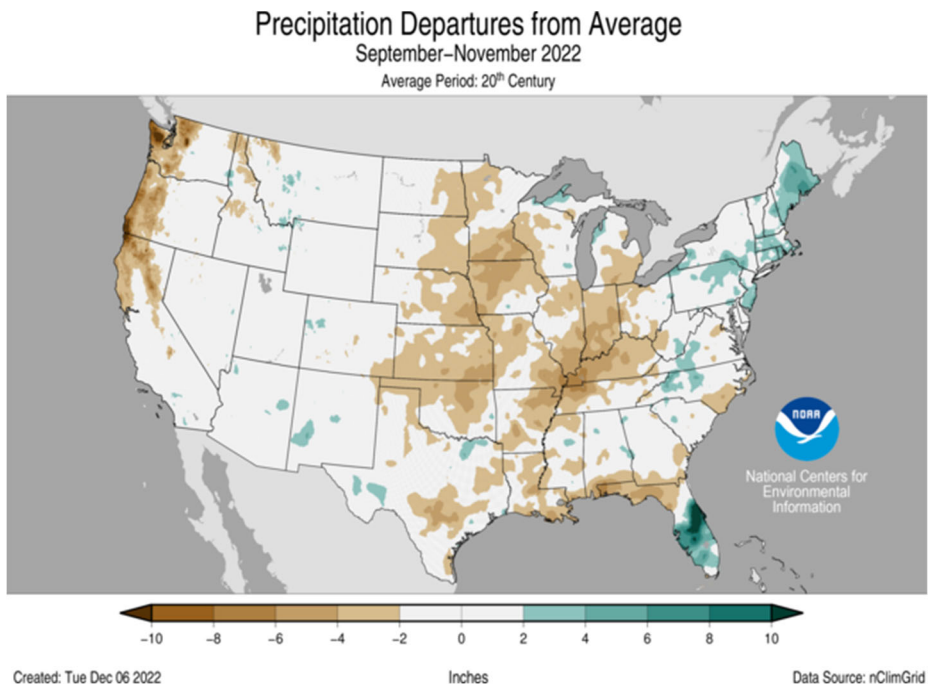


Table 1. Ten-year estimates of Eastern Populations of greater sandhill crane.

| STATE / PROVINCE | COUNTY / MUNICIPALITY | 2013 | | 2014 | | 2015 | | 2016 | | 2017 | | 2018 | | 2019 | | 2020 | | 2021 | | 2022 | |
|-----------------------|-----------------------|--------------|------------|--------------|------------|--------------|------------|--------------|------------|--------------|------------|--------------|------------|--------------|------------|--------------|------------|--------------|------------|--------------|------------|
| | | Count | # of Sites | Count | # of Sites | Count | # of Sites | Count | # of Sites | Count | # of Sites | Count | # of Sites | Count | # of Sites | Count | # of Sites | Count | # of Sites | Count | # of Sites |
| Delaware | New Castle | | | | | | | | | | | | 10 | 1 | 16 | 2 | 28 | 2 | | | |
| Delaware Total | | | | | | | | | | | | | 10 | 1 | 16 | 2 | 28 | 2 | | | |
| Georgia | Ware | 45 | 1 | | | | | | | | | | | | | | | | | | |
| Georgia Total | | 45 | 1 | | | | | | | | | | | | | | | | | | |
| Illinois | Carroll | | | | | | | | | | | | | | | | 300 | 2 | 40 | 2 | |
| | Grundy | | | | | | | | | | | | | | | | 3 | 1 | 23 | 1 | |
| | Jo Daviess | | | | | | | | | | | | | | | | 0 | 1 | 0 | 1 | |
| | Lake | | | | | | | | | | | | | | | | 25 | 1 | 96 | 1 | |
| | McHenry | | | | | | | | | | | | | | | | 96 | 2 | 0 | 1 | |
| Illinois Total | | | | | | | | | | | | | | | | | 424 | 7 | 159 | 6 | |
| Indiana | Brown | | | | | | | | | | | | 9 | 1 | 0 | 1 | | | | | |
| | Decatur | | | | | | | | | | | | 135 | 1 | 357 | 1 | 131 | 1 | 427 | 1 | |
| | Elkhart | | | 5 | 1 | 90 | 1 | 180 | 1 | 66 | 1 | 66 | 1 | | | | | | | | |
| | Franklin | | | | | | | | | | | | 0 | 1 | 0 | 1 | | | | | |
| | Greene | | | | | | | 2 | 1 | 2 | 1 | 0 | 1 | 9 | 1 | 0 | 1 | | | | |
| | Jackson | | | 96 | 1 | | | | | | | 0 | 1 | 6 | 1 | 0 | 2 | 0 | 1 | 0 | 3 |
| | Jasper | 8445 | 1 | 5950 | 1 | 8526 | 1 | 9966 | 1 | 5768 | 1 | 7334 | 1 | 9302 | 1 | 6983 | 3 | 2657 | 5 | 973 | 1 |
| | Jennings | | | | | | | 4 | 1 | | | | | | | | | | | | |
| | Johnson | | | | | | | | | | | | | | | 0 | 1 | | | | |
| | Kosciusko | | | | | 34 | 1 | 9 | 1 | | | 67 | 1 | 39 | 1 | 78 | 2 | 124 | 2 | 0 | 1 |
| | LaPorte | 545 | 1 | 656 | 1 | 1200 | 1 | 1305 | 1 | 765 | 1 | 2383 | 1 | 7500 | 1 | 1365 | 2 | 1875 | 3 | 547 | 1 |
| | Monroe | | | | | | | | | | | | 0 | 1 | 0 | 1 | | | | | |
| | Newton | 6 | 1 | 1 | 1 | 6 | 1 | 5 | 1 | 8 | 1 | 17 | 0 | 4 | 1 | | | 0 | 1 | 0 | 1 |
| | Noble | 20 | 1 | | | | | | | | | | | | | 2 | 1 | | | | |
| | Pulaski | | | | | | | | | | | | | | | | | 1254 | 1 | 4881 | 1 |
| | Steuben | 687 | 1 | 526 | 1 | 287 | 1 | 964 | 1 | 201 | 1 | 1210 | 1 | 960 | 1 | 1200 | 1 | 358 | 1 | 2150 | 1 |
| | Union | | | | | | | | | | | | 0 | 1 | 1 | 1 | 45 | 1 | | | |
| | Whitley | | | | | | | | | 13 | 1 | | | | | | | | | | |
| Indiana Total | | 9703 | 5 | 7234 | 6 | 10143 | 6 | 12435 | 8 | 6823 | 7 | 11077 | 8 | 17965 | 11 | 10030 | 18 | 6399 | 15 | 8978 | 10 |
| Iowa | Bremer | | | | | | | | | | | | | | 75 | 1 | 89 | 1 | 210 | 1 | |
| | Butler | | | | | | | | | | | | | | 5 | 1 | 2 | 1 | | | |
| | Clinton | | | | | | | | | | | | | | | | | | 20 | 1 | |
| | Fremont | | | | | | | | | | | | | | | | | | 5 | 1 | |
| | Hancock | | | | | | | | | | | | | | | | | | 6 | 2 | |
| | Jackson | | | | | | | | | | | | | 8 | 1 | 55 | 1 | 28 | 1 | | |
| | Kossuth | | | | | | | | | | | | | | | | | | 11 | 1 | |
| | Louisa | | | | | | | | | | | | | | | | | | 79 | 2 | |
| | Polk | | | | | | | | | | | | | | | | | | 15 | 1 | |
| | Scott | | | | | | | | | | | | | | | | | | | 5 | 1 |
| | Tama | | | | | | | | | | | | | | | | | | | 173 | 1 |
| Iowa Total | | | | | | | | | | | | | | | 238 | 4 | 354 | 8 | 498 | 11 | |
| Maryland | Garrett | | | | | | | | | | | | | | | | | 6 | 2 | | |
| | Montgomery | | | | | | | | | | | | | | | | | | | 0 | 1 |
| Maryland Total | | | | | | | | | | | | | | | | | | 6 | 2 | 0 | 1 |
| Michigan | Allegan | 64 | 1 | 428 | 1 | 465 | 1 | 1391 | 1 | 1287 | 1 | 1140 | 1 | 0 | 1 | | | | | | |
| | Barry | 662 | 1 | 1010 | 1 | 930 | 1 | 203 | 1 | 127 | 1 | 70 | 1 | | | | | 150 | 1 | 208 | 1 |
| | Branch | 61 | 1 | 68 | 1 | 158 | 1 | 114 | 1 | 150 | 1 | 176 | 1 | | | | | | | | |
| | Calhoun | 5310 | 1 | 5732 | 1 | 4028 | 1 | 2570 | 1 | 1548 | 1 | 6928 | 1 | 2378 | 1 | 3403 | 1 | | | 3672 | 1 |
| | Cass | 755 | 1 | | | 2157 | 1 | | | | | | | | | | | | | | |
| | Charlevoix | | | | | | | 150 | 1 | | | | | | | | | | | | |
| | Cheboygan | | | 39 | 1 | 84 | 1 | 7 | 1 | 26 | 1 | 4 | 1 | | | 0 | 1 | | | | |
| | Chippewa | 200 | 1 | | | | | | | | | | | | | | | | | | |
| | Clinton | 226 | 1 | 226 | 1 | 4 | 1 | | | | | | | | | | | | | | |
| | Eaton | | | | | | | | | | | | | 72 | 1 | | | | | | |
| | Genesee | 156 | 1 | | | | | | | 260 | 1 | 370 | 1 | 365 | 1 | 260 | 3 | 407 | 3 | 677 | 3 |
| | Hillsdale | | | 33 | 1 | 12 | 1 | | | | | 30 | 1 | | | | | | | | |
| | Ingham | 6 | 1 | 22 | 1 | 77 | 1 | 38 | 1 | 21 | 1 | | | 72 | 1 | 74 | 1 | | | 0 | 1 |
| | Iosco | 68 | 1 | 36 | 1 | | | 38 | 1 | 30 | 1 | 14 | 1 | | | | | | | | |
| | Jackson | 2921 | 1 | 3328 | 1 | 4240 | 1 | 2793 | 1 | 3266 | 1 | 3130 | 1 | 1889 | 1 | 3337 | 11 | 2455 | 11 | 148 | 4 |
| | Kalamazoo | 2289 | 1 | 2246 | 1 | 3599 | 1 | 5820 | 1 | 3223 | 1 | 2606 | 1 | 3640 | 1 | 3966 | 2 | 2213 | 2 | 1313 | 2 |
| | Lapeer | 72 | 1 | 186 | 1 | 175 | 1 | 116 | 1 | 17 | 1 | 68 | 1 | 191 | 1 | 24 | 2 | | | 74 | 4 |
| | Lenawee | 9 | 1 | 23 | 1 | 4 | 1 | | | 47 | 1 | 25 | 1 | 131 | 1 | 68 | 3 | 94 | 4 | 47 | 7 |
| | Livingston | 1261 | 1 | 757 | 1 | 295 | 1 | 905 | 1 | 917 | 1 | 308 | 1 | 1059 | 1 | 684 | 3 | 398 | 2 | 376 | 2 |
| | Mason | 40 | 1 | 33 | 1 | 80 | 1 | 318 | 1 | 418 | 1 | 554 | 1 | 434 | 1 | 214 | 12 | 801 | 7 | 442 | 12 |
| | Menominee | 198 | 1 | 2 | 1 | 197 | 1 | 103 | 1 | 192 | 1 | 42 | 1 | 181 | 1 | 62 | 2 | 309 | 2 | | |
| | Missaukee | 520 | 1 | 785 | 1 | 530 | 1 | | | | | | | | | | | | | | |
| | Montcalm | 185 | 1 | 90 | 1 | | | | | | | | | | | | | | | | |
| | Muskegon | 2 | 1 | | | | | | | | | | | | | | | | | | |
| | Oakland | 98 | 1 | 76 | 1 | 165 | 1 | | | | | 74 | 1 | 106 | 1 | 196 | 1 | | | 158 | 1 |
| | Ogemaw | 1400 | 1 | 1315 | 1 | 2488 | 1 | 1260 | 1 | 894 | 1 | 1027 | 1 | 1463 | 1 | 1144 | 1 | 117 | 1 | 1046 | 1 |
| | Ottawa | | | | | | | | | 1281 | 1 | | | | | | | | | | |
| | Presque Isle | | | | | 2 | 1 | | | | | | | | | | | | | | |
| | Roscommon | | | | | | | | | 1705 | 1 | 2310 | 1 | 990 | 1 | 573 | 1 | 1330 | 1 | 1280 | 2 |
| | Saginaw | 586 | 1 | 569 | 1 | 768 | 1 | 679 | 1 | | | 1520 | 1 | | | 1933 | 2 | 2878 | 2 | 3364 | 4 |
| | Schoolcraft | | | | | 2 | 1 | | | 2 | 1 | 0 | 1 | 0 | 1 | 0 | 2 | | | | |
| | Shiawassee | 812 | 1 | 1141 | 1 | 1881 | 1 | 2156 | 1 | 265 | 1 | 486 | 1 | 73 | 1 | 2936 | 3 | 145 | 1 | 3514 | 2 |
| | St. Joseph | 324 | 1 | 500 | 1 | 193 | 1 | | | | | | | 283 | 1 | | | | | | |
| | Washtenaw | 90 | 1 | 310 | 1 | 531 | 1 | 195 | 1 | 352 | 1 | 245 | 1 | 25 | 1 | | | | | 728 | 2 |
| Michigan Total | | 18315 | 26 | 18955 | 24 | 23065 | 25 | 18856 | 18 | 16028 | 21 | 21127 | 22 | 13352 | 19 | 18874 | 51 | 11310 | 38 | 17047 | 49 |

Table 1. Ten-year estimates of Eastern Populations of greater sandhill crane.

| | | | | | | | | | | | | | | | | | | | | | | |
|---------------------------|-------------------|--------------|-----------|--------------|-----------|--------------|-----------|--------------|-----------|--------------|-----------|--------------|-----------|--------------|-----------|--------------|------------|--------------|------------|--------------|---------------|-------------|
| Minnesota | Sherburne | 5918 | 1 | 8600 | 1 | 11331 | 1 | 7091 | 1 | 10026 | 1 | 8028 | 1 | 14578 | 1 | 11244 | 1 | 10411 | 2 | 12727 | 1 | |
| Minnesota Total | | 5918 | 1 | 8600 | 1 | 11331 | 1 | 7091 | 1 | 10026 | 1 | 8028 | 1 | 14578 | 1 | 11244 | 1 | 10411 | 2 | 12727 | 1 | |
| New York | Cayuga | | | | | | | | | | | | | 0 | 1 | | | | | | | |
| | Genesee | | | | | | | | | | | | | | | | | 21 | 2 | | | |
| | Niagara | | | | | | | | | | | | | 71 | 1 | 34 | 1 | 25 | 5 | | 137 | |
| | Seneca | | | | | | | | | | | | | | | | | 0 | 2 | | | |
| | St. Lawrence | | | | | | | | | | | | | 0 | 1 | 71 | 2 | 120 | 1 | | | |
| | Wayne | | | | | | | | | | | | | | | | | | | | | |
| New York Total | | | | | | | | | | | | | | 71 | 3 | 105 | 3 | 166 | 10 | | 137 | |
| Ohio | Lucas | | | | | | | | | | | | | | | | | 12 | 1 | 3 | 1 | |
| | Ottawa | | | | | | | | | | | 0 | 1 | 4 | 1 | 10 | 1 | 24 | 1 | | 17 | |
| | Trumbull | | | | | | | | | | | 41 | 1 | | | | | 25 | 1 | | 0 | |
| | Wayne | 47 | 1 | 105 | 1 | 78 | 1 | 110 | 1 | 165 | 1 | 137 | 1 | 212 | 1 | 45 | 1 | 179 | 2 | | 182 | |
| | Williams | | | | | | | | | | | 0 | 1 | | | 140 | 2 | | | | | |
| | Wyandot | | | | | | | | | | | 0 | 1 | | | 0 | 1 | 2 | 1 | | | |
| Ohio Total | | 47 | 1 | 105 | 1 | 78 | 1 | 110 | 1 | 165 | 1 | 178 | 5 | 216 | 2 | 207 | 6 | 233 | 6 | | 199 | |
| Ontario | Algoma District | | | | | | | | | | | | | | | | | | | | | |
| | Dufferin | | | | | | | | | | | | | 543 | 1 | | | | | | | |
| | Haldimand-Norfolk | | | | | | | 224 | 1 | | | | | 64 | 1 | 262 | 1 | 256 | 1 | | 48 | |
| | Renfrew | | | | | | | | | | | | | 1027 | 6 | 2384 | 1 | | | | 2320 | |
| | Simcoe | | | | | | | | | | | | | 1517 | 1 | 1348 | 2 | 1186 | 1 | | 900 | |
| | Victoria | | | | | | | 298 | 1 | | | | | 1732 | 1 | 2500 | 3 | 1532 | 1 | | 743 | |
| | Wellington | | | | | | | | | | | | | | | 527 | 1 | 745 | 1 | | 697 | |
| Ontario Total | | | | | | | | 522 | 2 | 563 | 1 | | | 3856 | 4 | 5664 | 13 | 6103 | 5 | | 4708 | |
| Pennsylvania | Berks | | | | | | | | | | | | | | | 6 | 1 | | | | | |
| | Bradford | 7 | 1 | 17 | 1 | 29 | 1 | | | | | 4 | 1 | 0 | 1 | 7 | 2 | | | | | |
| | Crawford | 71 | 1 | 67 | 1 | 84 | 1 | 96 | 1 | 76 | 1 | 71 | 1 | 195 | 1 | 77 | 5 | 216 | 1 | | 238 | |
| | Erie | | | | | | | | | | | | | 5 | 1 | | | | | | | |
| | Lackawanna | | | | | | | | | 6 | 1 | 3 | 1 | 4 | 1 | 3 | 1 | 4 | 1 | | 2 | |
| | Lancaster | | | | | | | | | | | | | 1 | 1 | | | | | | | |
| | Lawrence | 17 | 1 | 4 | 1 | 26 | 1 | 37 | 1 | 58 | 1 | 20 | 1 | 56 | 1 | 139 | 3 | 59 | 1 | | 24 | |
| | Mercer | | | | | | | | | | | | | 9 | 1 | 20 | 2 | | | | | |
| | Pike | | | | | | | | | | | | | 0 | 1 | | | | | | | |
| | Somerset | | | | | | | | | | | | | 0 | 1 | | | | | | | |
| | Sullivan | 3 | 1 | 3 | 1 | 2 | 1 | 7 | 1 | 30 | 1 | 5 | 1 | 4 | 1 | 11 | 2 | 2 | 1 | | 5 | |
| | Susquehanna | | | 2 | 1 | | | | | | | | | | | | | | | | | |
| | Tioga | | | | | | | | | | | | | 0 | 1 | | | | | | | |
| | Wayne | | | | | | | | | | | | | 0 | 1 | | | | | | | |
| | Wyoming | | | | | | | | | | | 3 | 1 | 4 | 1 | 2 | 1 | | | | 3 | |
| Pennsylvania Total | | 98 | 4 | 93 | 5 | 141 | 4 | 140 | 3 | 170 | 4 | 106 | 6 | 278 | 13 | 265 | 17 | 281 | 4 | | 272 | |
| Quebec | Le domaine-du-roy | | | | | | | | | | | | | | | | | | | | 93 | |
| | L'érable | | | | | | | | | | | | | | | | | | | | 200 | |
| | Maria-chapelaine | | | | | | | | | | | | | | | | | | | | 1024 | |
| Quebec Total | | | | | | | | | | | | | | | | | | | | | | 1317 |
| Tennessee | Meigs | 48 | 1 | 175 | 1 | | | 22 | 1 | 0 | 1 | 0 | 1 | | | | | | | | | |
| | Obion | | | | | | | | | | | | | | | 67 | 1 | 0 | 1 | | 0 | |
| Tennessee Total | | 48 | 1 | 175 | 1 | | | 22 | 1 | 0 | 1 | 0 | 2 | | | 67 | 1 | 0 | 1 | | 0 | |
| Wisconsin | Adams | | | | | 455 | 1 | | | 405 | 1 | | | | | 347 | 1 | 0 | 1 | | 22 | |
| | Burnett | 13327 | 1 | 21222 | 1 | 11352 | 1 | 11279 | 1 | 10929 | 1 | 9022 | 1 | 14543 | 1 | 10935 | 9 | 14634 | 13 | | 17698 | |
| | Columbia | 2263 | 1 | 3928 | 1 | 5068 | 1 | | | 2962 | 1 | 7222 | 1 | 2498 | 1 | 6731 | 6 | 3896 | 7 | | 2910 | |
| | Dane | | | | | | | | | | | | | | | | | 69 | 3 | | 190 | |
| | Dodge | 593 | 1 | 120 | 1 | 0 | 1 | | | 2814 | 1 | 2152 | 1 | 7324 | 1 | 7490 | 1 | 9227 | 1 | | 8659 | |
| | Fond du Lac | 0 | 1 | | | | | | | | | | | | | | | | | | | |
| | Iowa | 1733 | 1 | | | 2131 | 1 | | | | | | | | | 172 | 1 | 2343 | 3 | | 1774 | |
| | Jefferson | | | | | | | | | | | | | | | | | | | | 8 | |
| | Juneau | 1940 | 1 | 1111 | 1 | 1227 | 1 | | | | | 2085 | 1 | 1881 | 1 | 90 | 1 | 258 | 1 | | 184 | |
| | Kenosha | 4 | 1 | 296 | 1 | 112 | 1 | 0 | 1 | 467 | 1 | 0 | 1 | 4 | 1 | 498 | 1 | | | | | |
| | Marathon | 1949 | 1 | 3105 | 1 | 1210 | 1 | 2152 | 1 | 3569 | 1 | 2321 | 1 | 2697 | 1 | 1663 | 1 | 3673 | 1 | | 4378 | |
| | Marquette | 1501 | 1 | 1421 | 1 | 1081 | 1 | | | | | | | 685 | 1 | | | 616 | 5 | | 624 | |
| | Monroe | | | | | | | | | | | | | | | | | 17 | 1 | | | |
| | Oconto | | | | | | | | | | | 765 | 1 | 807 | 1 | 1360 | 5 | | | | | |
| | Outagamie | 19 | 1 | 622 | 1 | | | 107 | 1 | 2987 | 1 | 6275 | 1 | 1015 | 1 | 4572 | 1 | 2774 | 1 | | 4166 | |
| | Portage | | | | | | | | | | | | | | | | | | | | 88 | |
| | Sauk | | | 2452 | 1 | | | | | 1922 | 1 | 1900 | 1 | 2424 | 1 | 1830 | 6 | 512 | 6 | | 2690 | |
| | Shawano | 1909 | 1 | 7301 | 1 | 20626 | 1 | 12525 | 1 | 8812 | 1 | 15870 | 1 | 4124 | 1 | 3680 | 1 | 5888 | 1 | | 8686 | |
| | Walworth | 2323 | 1 | | | 156 | 1 | 20 | 1 | 280 | 1 | | | | | 472 | 1 | 750 | 1 | | 1270 | |
| | Waupaca | 421 | 1 | 2761 | 1 | 786 | 1 | 385 | 1 | 1067 | 1 | 905 | 1 | 653 | 1 | 659 | 1 | | | | 2828 | |
| | Waushara | | | | | 555 | 1 | | | | | | | | | | | | | | 1923 | |
| | Winnebago | | | | | | | | | | | 2366 | 1 | | | 257 | 1 | | | | | |
| | Wood | 2057 | 1 | 3193 | 1 | 5159 | 1 | 5214 | 1 | | | 5674 | 1 | 523 | 1 | 7413 | 1 | 6076 | 1 | | 3000 | |
| Wisconsin Total | | 30039 | 14 | 47532 | 12 | 49918 | 14 | 31682 | 8 | 36214 | 11 | 56557 | 13 | 39178 | 13 | 48169 | 38 | 51208 | 47 | | 61098 | |
| Grand Total | | 64213 | 53 | 82694 | 50 | 94676 | 51 | 70858 | 42 | 69989 | 47 | 97073 | 57 | 89504 | 67 | 94879 | 154 | 86923 | 147 | | 107140 | |