


APPENDIX B: GUIDELINE FOR DISPOSAL OF ANIMAL CARCASS

This page intentionally left blank

		Wind-OM-106
Wind Farms		Revision: 1.0
TITLE:	<i>Guideline for Disposal of Animal Carcass</i>	Page 1 of 4

1. PURPOSE

- 1.1. The purpose of this guideline is to provide direction in the proper disposal of animal carcasses. Since animal carcasses may be a source for infectious agents, special precautions are necessary to prevent illness or injury to the person performing this task.

2. APPLICABILITY

- 2.1. This document applies to all Wind Farm internal personnel and Contractors except where otherwise noted.

3. RESPONSIBILITIES

3.1. Sr Operations Manager is responsible for:

- 3.1.1. Maintaining overall management of training and qualification of site personnel.
3.1.2. Reviewing this document with all new employees.

3.2. Operations Managers are responsible for:

- 3.2.1. Reviewing this document with all site Contractors.
3.2.2. Reporting carcass removal activities to Environmental Services.

3.3. Site Personnel are responsible for:

- 3.3.1. Ensuring that training and qualification requirements have been met.
3.3.2. Report all carcass observations to Site Management.

4. SCOPE


- 4.1. This guideline applies to Xcel Energy Wind Farms where dead wildlife or livestock animals may be found. If the location of the carcass is such that its removal is necessary to protect workers or the public, or to comply with regulatory or permit requirements (e.g. to protect vultures, raptors, etc.), then removal or other proper disposal of the carcass is appropriate. Additional reporting requirements may be required by the site PUC permit.

5. REQUIREMENTS

5.1. PPE

- 5.1.1. At a minimum, workers who collect and dispose of an animal carcass shall wear substantial impermeable hand protection (substantial impermeable gloves or leather gloves over disposable gloves), safety glasses and other PPE as appropriate.
5.1.2. If contact with the carcass may occur to the body or feet of the worker, then disposable coveralls and rubber boots shall be worn.

5.2. BASIC WORK PRACTICES

 Xcel Energy®		Wind-OM-106
Wind Farms		Revision: 1.0
TITLE:	<i>Guideline for Disposal of Animal Carcass</i>	Page 2 of 4


- 5.2.1. Do not eat, drink or smoke during disposal activities.
- 5.2.2. Wash hands with soap and warm water after handling carcass.
- 5.2.3. Use tools, work practices and PPE to prevent the carcass or contaminated material from contacting bare skin (especially broken skin or wounds).
- 5.2.4. Use "rubber" gloves of an appropriate thickness to prevent tearing or puncturing (Note: If necessary, use leather gloves OVER disposable "medical" gloves. Dispose of the leather gloves if contact with the carcass occurs).
- 5.2.5. Wear impermeable boots and coveralls if contact with the body is possible (for instance if the carcass is not small enough to handle easily with a shovel).
- 5.2.6. Wash hands with soap and warm water after such work. Use hand sanitizer if soap and water are not immediately available.
- 5.2.7. Dispose of or thoroughly wash impermeable gloves, boots, coveralls or tools that may have contacted dead animal or other contaminated material.

5.3. HANDLING A CARCASS

- 5.3.1. Report to the local or county health department if the dead animal is suspected to have rabies or in the case of mass mortality.
- 5.3.2. Before handling the carcass, confirm that the animal is dead by prodding it with a long-handled tool from a safe distance.
- 5.3.3. Put on appropriate PPE per the above section.
- 5.3.4. Use care to avoid back injuries. It may be necessary to use mechanical assistance (e.g. front-end loader) for certain animals.
- 5.3.5. If the animal is small enough, use a shovel to handle the carcass.
- 5.3.6. If handling the animal with only a shovel is not possible, use caution to avoid contact with teeth, bones or quills that might puncture protective clothing and skin.

5.4. DISPOSAL OF A CARCASS

- 5.4.1. The following are the basic guidelines that most states have in regard to management of carcasses.
- 5.4.2. Burial - The owner of the animal, the landowner, or the person having charge of the animal where the animal dies:
 - 5.4.2.1. must properly dispose of the animal within 24 hours after knowledge of the death;
 - 5.4.2.2. must move the carcass to a distance of not less than half a mile from the nearest human habitation;
 - 5.4.2.3. must bury the animal to a depth of three feet beneath the surface of the ground. In certain soil types, three feet may not be sufficient to prohibit exhumations from feral animals (dogs, coyotes, etc.);

 Xcel Energy*		Wind-OM-106
Wind Farms		Revision: 1.0
TITLE:	<i>Guideline for Disposal of Animal Carcass</i>	Page 3 of 4


- 5.4.2.4. If available, sprinkle a generous amount of agricultural lime on top of the carcass. This hastens decomposition and reduces the chance that predators will violate the grave site;
- 5.4.2.5. must not bury the animal within 200 feet of any flowing stream, well, or public body of water;
- 5.4.2.6. must bury the animal at a site that is not located in the 100-year floodplain.
- 5.4.3. Landfill – The landfill should be the primary option to dispose of animal carcasses as long as carcass is not an endangered animal or avian carcass. See attached Exhibit A for disposal of carcasses in each County.

5.5. AVIAN CARCASS REQUIREMENTS

- 5.5.1. All migratory bird carcasses or partial remains collected must be bagged and labeled with a unique specimen identification number (i.e. 20160607-01, -02, -03, etc.) and the collector's name prior to transport. Place each bird in a sturdy plastic bag and tape or tie closed to prevent leakage and place it in an onsite freezer as soon as possible. A data sheet containing as much of the following information as possible shall be attached to or included in the bag: .
- 5.5.2. Discovery date
- 5.5.3. Collection date
- 5.5.4. Species, or if unknown, either the type of bird (e.g., gull, raptor), or “unknown”
- 5.5.5. Sex and age (hatchling, juvenile, adult)
- 5.5.6. How carcass was located (during standardized carcass search or incidental find?)
- 5.5.7. Condition (e.g. dead)
- 5.5.8. Description of bird carcass (freshly killed or partially decomposed?)
- 5.5.9. Location (GPS coordinates or nearest Tower number and approximate distance)
- 5.5.10. Suspected cause of mortality/injury (e.g. collision with turbine blade, collision with wire, electrocution, shot, other)
- 5.5.11. Disposition (e.g. freezer onsite)
- 5.5.12. Any special notes or additional information (e.g. mortality events involving unusually high numbers of birds; weather conditions at likely time of death, if known)
- 5.5.13. Once discovery is made the information will need to be passed on to site management. Site management is responsible to pass along the information to Environmental Services. If the find is a significant find which is classified as greater than 5 of the same species, important species such as an eagle, threatened species and/or endangered species. This information needed to passed on within 24 hours so it can be report to the USFWS.

5.6. AFTER HANDLING A CARCASS

- 5.6.1. Disinfect tools (shovels, truck beds, etc.) with an application of 10% bleach

 Xcel Energy®		Wind-OM-106
Wind Farms		Revision: 1.0
TITLE:	<i>Guideline for Disposal of Animal Carcass</i>	Page 4 of 4

solution (9 parts water to 1 part household bleach).

5.6.2. Dispose of or thoroughly wash gloves, boots or coveralls that may have contacted dead animal or other contaminated material.

5.6.3. Wash hands with soap and warm water.

1.0 REVISION HISTORY

Date	Revision	Change Description
09/21/2016	1.0	Created