

Smart-trapping, live-capture and monitoring of invasive reptiles

Wild Vision Systems

Derek Yorks & Ben Stookey

THANK YOU!

We are so honored to receive this award!

Wild Vision Systems

Who we are



Derek



Ben

Wild Vision Systems

A close-up photograph of a crocodile with its mouth open, consuming a frog. The crocodile is positioned on the right side of the frame, facing left. The frog is held in the crocodile's mouth, with its front legs visible. The background is a shallow pond with lily pads and tall grasses, all softly blurred. The lighting is natural, suggesting an outdoor setting.

Vision

“Somebody has to do something!”

Wild Vision Systems

An **invasive species** is an introduced organism that becomes overpopulated and harms its new environment.

Although most introduced species are neutral or beneficial with respect to other species, invasive species adversely affect habitats and bioregions, causing ecological, environmental, and/or economic damage.

Wikipedia

Invasive reptiles pose special challenges

- Difficult to detect
- Persist at low population densities
- Not easily excluded by fences or other barriers

Notable invasive reptiles in the U.S.

- Burmese Python (FL)
- Argentine Black and White Tegu (Southeast)
- Brown Tree Snake (Guam)
- Red-eared Slider
- Other large lizards

Better tools for bigger jobs

Current Efforts

- Human-powered
- Labor intensive
- Costly
- Challenging in remote areas
- Seasonal limitations

Opportunity

- Possibilities of emerging tech
- Landscape-scale
- Workforce impact multipliers
- Automation
- Real-time data pipeline
- Analytics
- Continuous improvement

Our Smart-Trap Design

Built on proven methods; harnessing the promise of emerging technology



Wild Vision Systems

Hybrid Solution

Established & Proven Methods


- Live-capture
- Camera trapping
- Animal Safety

Emerging Technologies


- IoT
- Computer Vision / AI
- Wireless communication
- Data Science & Analytics
- Microcontrollers & Embedded Systems

Design Evolution


2015





2017





2019



2021




Field Testing



Wild Vision Systems

Trap Design


Smart & Deployable



Wild Vision Systems

Smart


- Selective, automatic capture
- Remote connectivity
- Real-time management
- Data collection
- Analytics platform
- Capture *and* monitoring



Wild Vision Systems

Deployable

- Light weight & rugged
- Simple structure
- Low-power for extended use
- Reduces trap checks
- Increases coverage area
- Safe



Wild Vision Systems

How it works

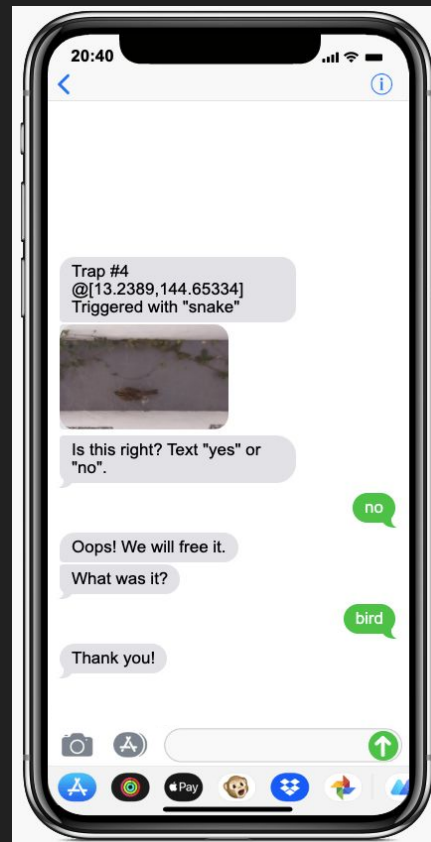
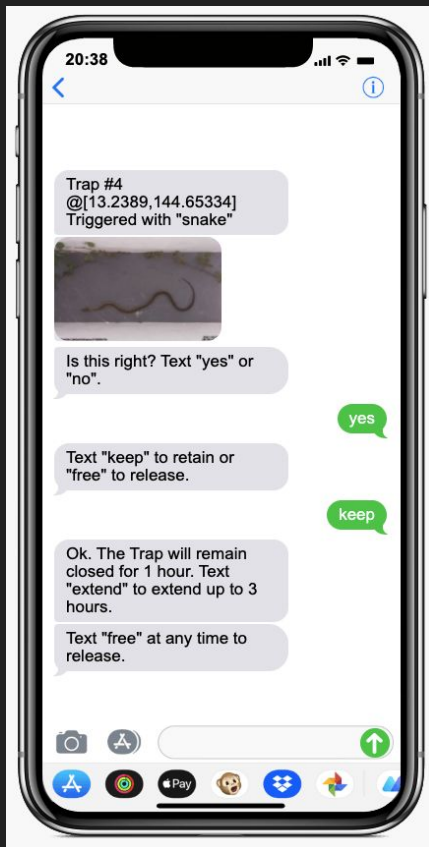
Target capture

1. Animal enters trap
2. Trap identifies target
3. Doors close
4. Notifications sent w/ image
5. Manager takes action
 - Retrieval or release
6. Re-arm trap

Data collection

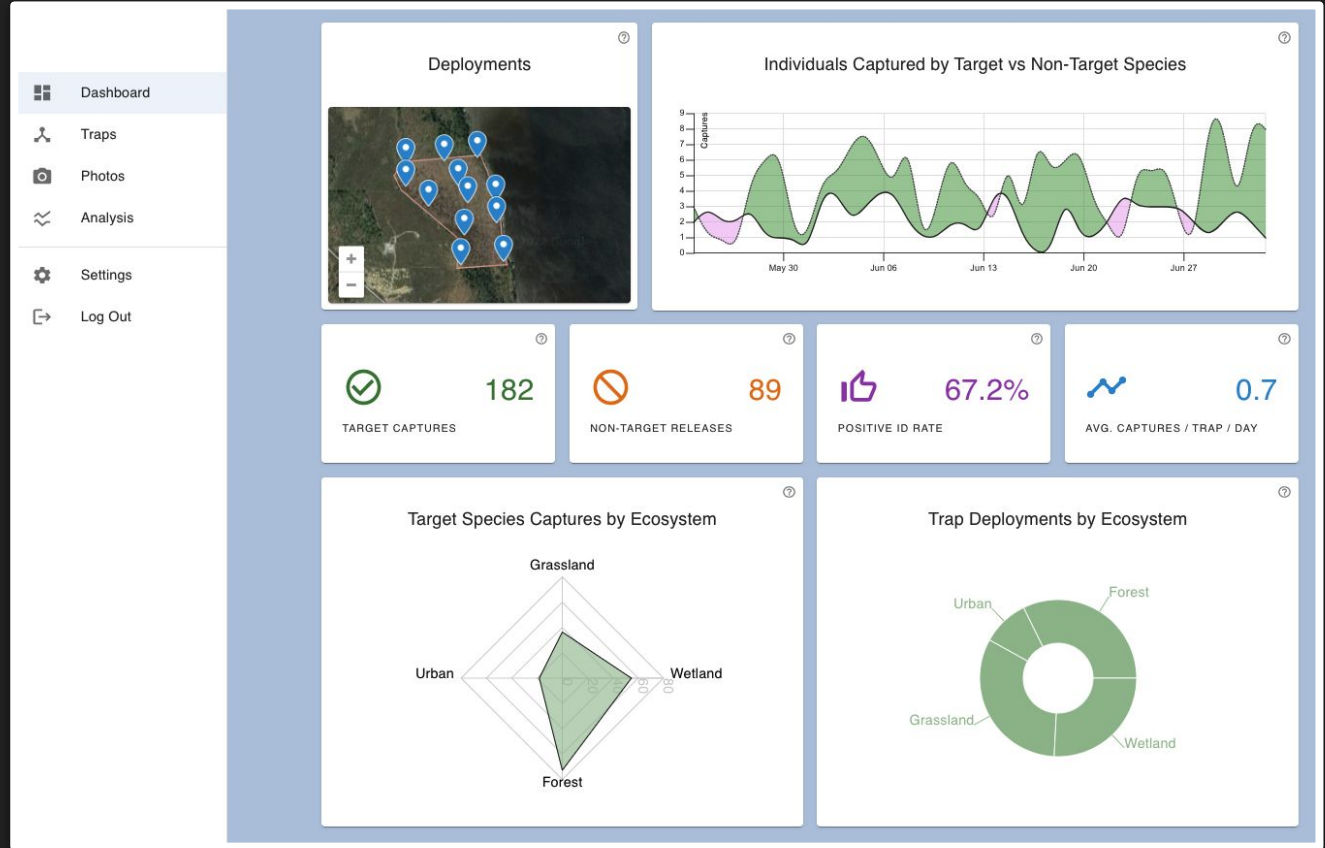
- Capture data is used to improve AI model
- Non-target species are not trapped, but reported

Notifications



Wild Vision Systems

Platform



A tropical landscape featuring a variety of palm trees, a prominent dead tree with bleached branches, and a body of water in the foreground. The scene is set against a dark, overcast sky. The water reflects the surrounding greenery and the dead tree. The overall mood is serene yet somber due to the weather and the presence of the dead tree.

Potential

So many opportunities to support conservation efforts!

Wild Vision Systems

Potential Applications

Immediate U.S. Needs

- Tegus
- Brown tree snakes
- Burmese pythons
- Green iguanas
- Nile monitor lizards
- Garter snakes on islands
- So many more...!!

Beyond Invasive Reptiles

- Mammals and amphibians
- Safe live-capture
 - Research and monitoring
 - Population evaluation
- Repeating designs
- Aquatic designs
- International efforts

Tegu Example Scenario

Prep

- Modify trap design as needed
- Computer vision model training
- Prepare wireless connection (sat/5g)

Tests with tegus in lab

- Bait/lure and trap design testing
- Safety evaluation

Field test

- Pilot study design and area selection
- Remote comms evaluation
- User experience with platform
- Establish goals for capture
- Evaluate human effort for program

Ideal Deployment Lifecycle

- Impact assessment
- Program optimizations
- Continuous pressure on population
- Long-tail efficacy

THANK YOU AGAIN!