

Name: _____

Map of Trails at Willam L. Finley National Wildlife Refuge

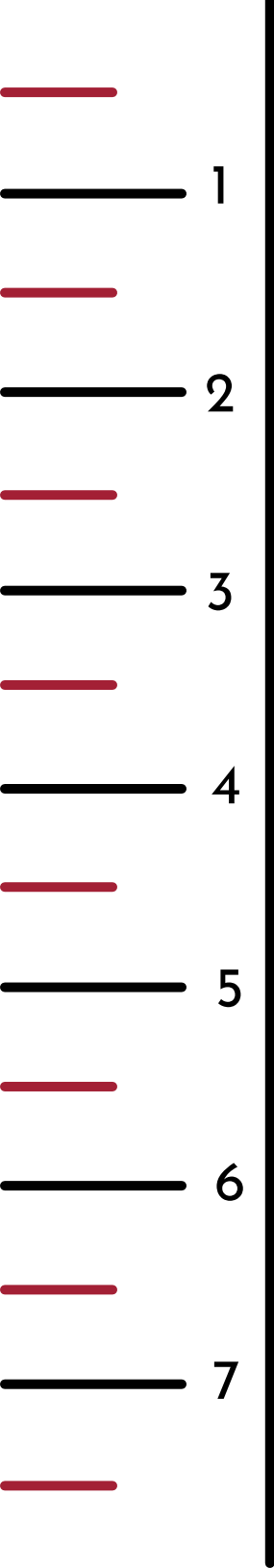


Owls!

•Whooooo lives at
Woodpecker Loop?



Activity Book



You can use this ruler to measure the size of objects you find, like rocks, leaves, sticks, feathers, owl pellets, etc!



¡Come back soon!

We hope that you had fun learning more about owls and about the owls that are most commonly found in this area! Hopefully, this was an opportunity for you to show your skills as an artist, scientist and detective!

Thank you for taking the time to reflect on the ways that you can contribute to making the environment a safer and healthier place for all.

Let us know what you observed during your hike on Woodpecker Loop! Share your stories and photos with us by using the hashtag: **#WWFDs2022** when you post on social media!

About Willam L. Finley National Wildlife Refuge


William L. Finley National Wildlife Refuge is one of three refuges part of the Willamette Valley National Wildlife Refuge Complex. Established in 1964 for the protection of Dusky Canada Geese, it provides a home for thousands of migratory birds as well as threatened and endangered plant and animal species.



NATIONAL WILDLIFE REFUGE SYSTEM




Create Your Pledge



Why was the Refuge established?

This refuge was originally established to protect the endangered Dusky Canada Geese. The dusky is a subspecies of Canada goose & it represents one of the smallest subspecies populations of geese in North America. They spend their summers in Alaska but winter in the Willamette Valley!

Now, it's your turn to make a personal pledge to protect wildlife and their habitats! What action can you take that will keep the habitats healthy and clean? On the dragonfly below, write down one or two actions you plan to take.



Welcome!



Welcome to this adventure that will help you learn more about owls as you hike William L. Finley National Wildlife Refuge's Woodpecker Loop Trail!

You will also get a chance to be a detective as you hike. There will be owls found along the trail. You will need to spot the 10 owls along the hike and they will help you solve the mystery of the secret phrase. You will also get the chance to show your art skills as you create your own owl mask!

Use this activity booklet as a guide! I hope you enjoy filling out this activity booklet & that it will help you learn more about the owls that call the Willamette Valley their home. Feel free to take notes on your observations throughout your hike, like a true scientist. And once you solve the mystery phrase write in down in the designated spot inside this booklet

I hope you have so much fun!

List of Activities:

- Activity 1: Turn yourself into an owl! Be an artist and create your owl mask!
- Activity 2: Hike Woodpecker Loop, spot the 10 owls scattered along the trails & solve the mystery.
- Activity 3: Complete this Activity Booklet!



Nature Journal Page



Did you observe anything that you found particularly interesting during your time on the trails? If so, you can draw and write about it below!

Owls Most Commonly Found Here!



Great-horned Owl

This is the most common of all the owls that call the Willamette Valley their home.



Barn Owl

This owl the most widely distributed species of owl in the world & one of the most widespread of all species of birds, found almost everywhere in the world.



Northern pygmy owl

These owls are relatively tiny! They are only about 6-7 inches tall! Despite being tiny they are still ferocious hunters that often hunt small songbirds.





Senses in Nature



Using your senses to explore nature!!! To be a true detective of nature you should strive to use many senses to explore your natural surrounds.

Find a spot to sit along the trail and take a few moments to soak up the sights and sounds of the nature around you. Also take a time to notice what your surrounds smells like! And the way your environment feels.

Try to use one of your senses at a time, recording what you observed along the way. You can write it down, or draw a picture!

What do you see?



Describe the colors, shapes, movements, and behaviors that you see. Look for signs of owls! Any owl pellets?!

What do you hear? **close your eyes*



Listen to the sounds of nature. You probably won't hear owls during the day since they are nocturnal but what other animals do you hear? Try to count how many different bird calls you are hearing.

What do you feel? **be careful touching plants*



You can feel things with your hands, like rocks, and leaves. You can also feel things with your body - close your eyes, do you feel a breeze or the warmth from the sun?

What do you smell? **close your eyes*



Are there any flowers around you that smell good? Or bad? Do you smell anything in the air, like the smell of rain or dust from crops? Describing smells can be challenging but fun!



Be A Detective!



How to Play this Game:

Hike the 1.1 mile Woodpecker Loop Trail and stay alert! There will be 10 laminated photos of owls placed throughout the trail. The laminated Owl photos will also be accompanied by phrases. An English phrase & a Spanish phrase. The English phrases will help you solve the mystery phrase in English & the Spanish phrases will help you solve the mystery phrase in Spanish.

Did you solve the Mystery?!

Write the secret phrase below:



About this phrase:

Hopefully you noticed all the beautiful Oregon White Oak trees found along the Woodpecker Loop Trail! Oregon white oak is one of only four deciduous oaks native to the West Coast. The massive, branching trunks and broad crowns of old white oaks are characteristic features of valley woodlands in the Pacific Northwest. Deciduous refers to trees that unlike coniferous trees, shed there leaves annually during the winter season.