

**U.S. Fish and Wildlife Service  
Columbia River Fish and Wildlife Conservation Office**

**Monitoring and Evaluation Updates for John Day/  
The Dalles Dam Mitigation Programs at Spring Creek  
and Little White Salmon National Fish Hatcheries**

*FY 2016 Annual Report*



**Kari Dammerman, David Hand, Doug Olson, Jen Poirier, Steve Pastor, and Jesse Rivera**  
U.S. Fish and Wildlife Service  
Columbia River Fish and Wildlife Conservation Office  
1211 SE Cardinal Court, Suite 100  
Vancouver, WA 98683

Prepared for:  
The U.S. Army Corps of Engineers  
P.O. Box 2946  
Portland, Oregon 97208

**October 2016**

***On the cover:*** Adult tule fall Chinook Salmon (*Oncorhynchus tshawytscha*) at Spring Creek National Fish Hatchery. Juvenile tule fall Chinook reared and released annually from the facility provide future harvest and broodstock opportunities as part of the John Day/The Dalles Dam Mitigation Program funded by the U.S. Army Corps of Engineers. U.S. Fish and Wildlife Service stock photograph by Lance Koudele.

## **Disclaimers**

The findings and conclusions in this report are those of the authors and do not necessarily represent the views of the U.S. Fish and Wildlife Service.

The mention of trade names or commercial products in this report does not constitute endorsement or recommendation for use by the federal government.

*The correct citation for this report is:*

Dammerman, K.J., D. Hand, D. Olson, J. Poirier, S. Pastor, and J. Rivera. 2016. Monitoring and Evaluation Updates for John Day/The Dalles Dam Mitigation Programs at Spring Creek and Little White Salmon National Fish Hatcheries, Annual Report. U.S. Fish and Wildlife Service, Columbia River Fish and Wildlife Conservation Office, Vancouver, WA. 22 p.  
[www.fws.gov/columbiariver/publications.html](http://www.fws.gov/columbiariver/publications.html)

# MONITORING AND EVALUATION UPDATES FOR JOHN DAY/THE DALLES DAM MITIGATION PROGRAMS AT SPRING CREEK AND LITTLE WHITE SALMON NATIONAL FISH HATCHERIES

## 2016 ANNUAL REPORT

Kari Dammerman<sup>1</sup>, David Hand, Doug Olson, Jen Poirier, Steve Pastor, and Jesse Rivera  
*U.S. Fish and Wildlife Service*  
*Columbia River Fish and Wildlife Conservation Office*  
*1211 SE Cardinal Court, Suite 100*  
*Vancouver, WA 98683*

### ***Abstract***

The John Day/The Dalles Dam Mitigation (JDTD) program provides mitigation for the escapement of 30,000 adult fall Chinook Salmon (*Oncorhynchus tshawytscha*) due to the loss of spawning habitat and production caused by construction of the John Day and The Dalles Dams in the Columbia River. The program is funded by the U.S. Army Corps of Engineers (USACE) and operates with a total adult production (TAP) goal of 107,000 adults which includes freshwater and saltwater harvests, returns to the hatcheries, and fish observed on the spawning grounds. Working towards this TAP goal, juvenile fall Chinook are reared and released from numerous state, tribal, and federally-operated hatcheries. Spring Creek and Little White Salmon National Fish Hatcheries (NFHs) annually contribute to the TAP goal of the JDTD program through the coordinated rearing and release of juvenile tule and upriver bright fall Chinook. In the past ten years, Spring Creek NFH has annually released a mean of 11.7 million juvenile tules into the Columbia River, and contributed a mean of 78,458 adult tules (including 50,469 for harvest) annually to the JDTD program TAP goal. Since 2007, Little White Salmon NFH has annually released a mean of 3.9M juvenile upriver brights into the Little White Salmon River, and supported JDTD programs at other facilities through egg and juvenile transfers. The program at Little White Salmon NFH contributes a mean of 19,902 adult upriver brights (including 9,608 for harvest) to the JDTD program TAP goal. Congressional mandated mass marking of juveniles prior to release from both Spring Creek and Little White Salmon NFHs has been conducted to allow selective harvest of hatchery-reared individuals and protection of wild fish stocks. Additionally, coded-wire and PIT tagging of juveniles at both facilities has provided knowledge on timing of juvenile migration, downstream survival, number of adult returns to the facilities by brood year, smolt-to-adult survival rates, and tracking of fish straying. Collectively, both facilities are successfully meeting their mitigation obligations. Additional monitoring and evaluation projects for both facilities are being developed to determine the success and longevity of the programs in meeting their mitigation goals as part of the JDTD program.

---

<sup>1</sup> kari\_dammerman@fws.gov

*Page intentionally left blank*

# Monitoring and Evaluation Updates for John Day/The Dalles Dam Mitigation Programs at Spring Creek and Little White Salmon National Fish Hatcheries

---

## Table of Contents

Abstract .....	iii
List of Tables .....	2
List of Figures .....	2
Introduction.....	3
SECTION 1. Spring Creek NFH: Tule Program .....	5
1.1) Program Description .....	5
1.2) On-Station Juvenile Production .....	5
a) Egg-to-Smolt Survival .....	5
b) Juvenile Mass Marking and Release Data .....	6
1.3) Off-Station Juvenile Survival .....	7
a) PIT Tagging Program, Juvenile Survival, and Migration Time .....	7
1.4) Adults Returns, Harvest Data, and Smolt-to-Adult Survival .....	7
1.5) Additional Monitoring and Evaluation Projects .....	9
a) Escapement of Hatchery Fish to Spawning Grounds .....	9
SECTION 2. Little White Salmon NFH: URB Program.....	10
2.1) Program Description .....	10
2.2) On-Station Juvenile Production .....	10
a) Egg-to-Smolt Survival .....	10
b) Juvenile Mass Marking and Release Data .....	11
2.3) Off-Station Juvenile Survival .....	12
a) PIT Tagging Program, Juvenile Survival, and Migration Time .....	12
2.4) Adults Returns, Harvest Data, and Smolt-to-Adult Survival.....	13
2.5) Additional Monitoring and Evaluation Projects .....	14
a) Escapement of Hatchery Fish to Spawning Grounds .....	14
b) Genetic Introgression of URB and Tule in the White Salmon River.....	15
c) Juvenile Downstream Migration and Survival Comparisons to Willard NFH.....	15
Summaries and Program Recommendations .....	16
a) Spring Creek NFH Tule Program .....	16
b) Little White Salmon NFH URB Program.....	17
c) Future Monitoring and Evaluation Studies .....	18
Acknowledgements.....	19
Literature Cited .....	20

# Monitoring and Evaluation Updates for John Day/The Dalles Dam Mitigation Programs at Spring Creek and Little White Salmon National Fish Hatcheries

---

## List of Tables

Table 1. Annual release dates, mass marking information, number of juveniles released, and mean juvenile size at release in March (M), April (A), and May (My) for juvenile tule fall Chinook released from Spring Creek NFH .....	6
Table 2. The number of juvenile tule PIT tagged in a given release year and travel times to BONN following release from Spring Creek NFH .....	7
Table 3. The estimated number of hatchery returns, harvested adults, and fish present on the spawning grounds based on coded wire tag recovery data from RMIS for tules released from Spring Creek NFH. Adult returns are used to estimate smolt-to-adult survival rates. ....	8
Table 4. Adult returns by age and sex based on scale sampling and CWT recoveries for adult tule returning to Spring Creek NFH. Estimates don't include fish whose sex could not be determined at time of sampling. Aging for 2016 has not been finalized .....	8
Table 5. Annual release dates, mass marking information, total number of juveniles released, and mean juvenile size for URBs released from Little White Salmon NFH. ....	11
Table 6. Annual transfer dates, number of marked and tagged individuals, and total number of juvenile URBs transferred to the Prosser program from Little White Salmon NFH .....	12
Table 7. The number of juvenile URBs PIT tagged in a given release year and travel times to BONN following release from Little White Salmon NFH.....	12
Table 8. The estimated number of hatchery returns, harvested adults, and fish present on the spawning grounds based on coded wire tag recovery data from RMIS for URBs released from Little White Salmon NFH. Adult returns are used to estimate smolt-to-adult survival rates.....	13
Table 9. Age and sex (males (M) and females (F)) of adult returns to Little White Salmon NFH since 2005. Estimates don't include fish whose sex could not be determined at time of sampling. Aging for 2016 returns has not been completed.....	14

## List of Figures

Figure 1. Spring Creek and Little White Salmon NFHs are located on the Washington side of the Columbia River (purple) downstream of the John Day and The Dalles Dams. Monitoring and evaluation of the fall Chinook production programs at these facilities is conducted by staff at the Columbia River Fish and Wildlife Conservation Office (CRFWCO) located in Vancouver, Washington.. ....	4
Figure 2. Aerial photograph of Spring Creek NFH located along the Columbia River. U.S. Fish and Wildlife stock photograph by Cheri Anderson .....	5
Figure 3. Escapement estimates of natural-origin and hatchery-origin tule spawning in the White Salmon River during annual spawning surveys. Data belongs to WDFW, and was accessed from the SCoRE website .....	9
Figure 4. Aerial photograph of Little White Salmon NFH located on the Little White Salmon River. U.S. Fish and Wildlife stock photograph by Speros Doulos .....	10
Figure 5. Escapement estimates of natural-origin and hatchery-origin URBs in the White Salmon River during annual spawning surveys. 2011 escapement estimates were unavailable due to the breach of Condit Dam. Data belongs to WDFW, and was accessed from the SCoRE website. ....	15

# Monitoring and Evaluation Updates for John Day/The Dalles Dam Mitigation Programs at Spring Creek and Little White Salmon National Fish Hatcheries

---

## Introduction

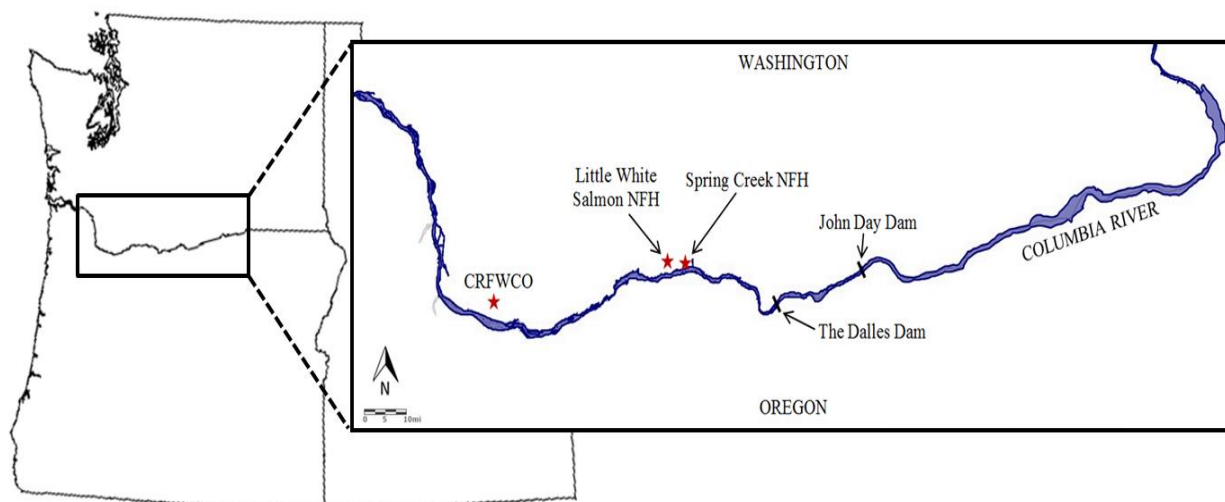
Extensive hydropower development on the Columbia River during the 20<sup>th</sup> century altered habitats and led to rapid declines of wild salmonid populations in the mainstem (Fraley et al. 1989; Bottom et al. 2005). A prominent change in hydromorphology within the Columbia River Gorge occurred in 1957 due to the completion of The Dalles Dam which was constructed by the U.S. Army Corps of Engineers (USACE) for hydropower generation and navigation. Slackwater created by The Dalles Dam flooded the town of Celilo and submerged Celilo Falls, a productive fishing site which was utilized by several native tribes on the Columbia River. In 1971, the John Day Dam was completed approximately 25 miles upstream of The Dalles, leading to further loss of spawning habitat and decreased production of fall Chinook Salmon (*Oncorhynchus tshawytscha*) in the mainstem of the Columbia River.

In 1978, Congress authorized the John Day/The Dalles Dam Mitigation (JDTD) program which aimed to offset the inundation of spawning habitat and reduced fall Chinook Salmon production due to construction of the John Day and The Dalles Dams (Fig. 1; USACE 2013). Mitigation included financial settlements to the Yakima, Warm Springs, Umatilla, and Nez Perce native tribes for the submergence of Celilo Falls, and the development of hatchery programs to compensate for the loss of spawning adult Chinook in the mainstem. Using historical data on adult returns and smolt-to-adult survival rates, the USACE negotiated with *U.S. v Oregon* parties in 2013 to provide mitigation for the escapement of 30,000 adult Chinook Salmon as part of the JDTD program. To meet the escapement quota, hatchery programs collectively operate with a total adult production (TAP) goal of 107,000 adults which includes all adults harvested in saltwater and freshwater, returns to the hatchery for broodstock, and those observed on the spawning grounds. Additionally, 25% of the TAP goal is composed of tule (or early-run) fall Chinook which begin migrating from the Pacific Ocean in August to spawn from late September to November (PFMC 2011). The other 75% of the TAP goal consists of upriver bright (URB; or late-run) fall Chinook which begin migrating up the Columbia River in August, but spawn from mid-October to December. The 25% tule and 75% URB quotas were “In Kind” goals set when considering the impact that both The Dalles and John Day Dams had on upstream and downstream fisheries. Collectively, the TAP goal is achieved through the coordinated rearing and release of juvenile tule and URB fall Chinook from numerous (current and proposed) state, tribal, and federally-operated hatcheries.

Spring Creek National Fish Hatchery (NFH) and Little White Salmon NFH (Fig. 1) are two federally-operated facilities with fall Chinook production programs that are part of the JDTD program. At Spring Creek NFH, juvenile tules are annually released from the hatchery directly into the mainstem of the Columbia River in April and May. For the production program at Little White Salmon NFH, a proportion of juvenile URBs are annually reared and released from the facility into the Little White Salmon River in July. Additionally, as part of the JDTD program, the facility transfers URB eggs to the state-operated Bonneville Hatchery to support the Umatilla/Yakima River program, and URB juveniles to the Yakima River-Prosser Hatchery program. Juvenile production fish released as part of the JDTD program provide locally adapted adult broodstock as well as harvest opportunities for sport, commercial, and tribal fisherman, contributing to the TAP goal and mitigation agreements negotiated by *U.S. v Oregon* parties and USACE.

A significant proportion of the juvenile fish reared at Spring Creek and Little White Salmon NFHs are mass marked by removal (clipping) of the adipose fin due to a congressional

## Monitoring and Evaluation Updates for John Day/The Dalles Dam Mitigation Programs at Spring Creek and Little White Salmon National Fish Hatcheries



**Figure 1. Spring Creek and Little White Salmon NFHs are located on the Washington side of the Columbia River (purple) downstream of the John Day and The Dalles Dams. Monitoring and evaluation of the fall Chinook production programs at these facilities is conducted by staff at the Columbia River Fish and Wildlife Conservation Office (CRFWCO) located in Vancouver, Washington.**

mandate implemented in fiscal year (FY) 2005 requiring all production fish from federal facilities (except those reared for conservation) to be externally marked. Absence of an adipose fin delineates hatchery-reared fish from wild stocks allowing for selective harvest of adult returns in both saltwater and freshwater fisheries. In addition to an adipose fin-clip, a proportion of the juveniles are marked with coded-wire tags (CWT) in the snout prior to release to estimate smolt-to-adult survival, determine age structure of adult returns, and evaluate the contribution of the annual juvenile release to the TAP goal by tracking the number of adults recovered during harvest, at the spawning grounds, and as returns to the hatchery. Data is utilized by staff at the facilities and the Columbia River Fish and Wildlife Conservation Office (CRFWCO) for monitoring and evaluating the effectiveness of the production programs in meeting overall mitigation agreements, and for limiting the effects of production programs on fish stocks listed under the U.S. Endangered Species Act (ESA). Fish that have CWTs but are not adipose fin-clipped are referred to as double-index tagged (or DIT) fish, and are utilized by harvest managers as a proxy for determining the impacts of catch-and-release fisheries on wild fish.

For FY 2016, the U.S. Fish and Wildlife Service (USFWS) requested funding from the USACE in the amount of \$3,815,706 to support the JD TD programs at Spring Creek and Little White Salmon NFHs. Funds supported costs associated with juvenile production, mass marking, tagging, facility operations, and monitoring and evaluation efforts at the CRFWCO to allow for best management practices as outlined in the National Marine Fisheries Service (NMFS) 2007 Biological Opinion. The purpose of this report is to summarize the results of the monitoring and evaluation programs using data downloaded from the Columbia River Information System (CRiS) for the previous ten years, compare to data for FY 2016, discuss long-term trends, and identify any special studies or proposed changes to the fall Chinook production programs at Spring Creek and Little White Salmon NFHs.



## SECTION 1. Spring Creek NFH: Tule Program

### *1.1) Program Description*

Spring Creek NFH (Fig. 2) was established in 1901, and is located at river kilometer 269 of the Columbia River near the towns of Underwood and White Salmon, WA. The tule fall Chinook program at the facility contributes to fulfilling tribal trust mandated responsibilities and mitigation requirements for recreational and commercial fisheries. Previous financial support for the production of tule fall Chinook and monitoring and evaluation studies at the facility have been provided by funds from the Mitchell Act (administered by the NMFS), USFWS (mass marking), and from the USACE as part of the JDTD program. The USACE has been providing 100% of the funding for the tule program since FY 2015. Broodstock for the tule program originated from the White Salmon River located approximately 1 mile upstream of the hatchery. The lower Columbia River Chinook Salmon, White Salmon River tule stock is one of several in the Columbia River basin that is currently listed as threatened under the ESA (70 FR 37160). Presently, 100% of the 6,000 adults used for broodstock at Spring Creek NFH are provided by adult returns of hatchery-reared tule to the facility.



**Figure 2. Aerial photograph of Spring Creek NFH located along the Columbia River. U.S. Fish and Wildlife Service stock photograph by Cheri Anderson.**

### *1.2) On-Station Juvenile Production*

#### *a) Egg-to-Smolt Survival*

Survival objectives during the early life stages are important monitoring and evaluation metrics for determining whether the hatchery is equipped to meet mitigation goals being funded by the USACE. These survival objectives include:

1. 95% or higher survival from the egg to eye up stage
2. 90% survival from the egg to fry stage; and
3. 97% survival from fry to smolt stage

Mortality can occur during each of these life stages due to disease, injury, predation, starvation, deformities, and genetic anomalies. Hatchery staff monitor these objectives to make sure the facilities are meeting their production levels, and determine whether alternative rearing and release practices are needed to improve on-station survival when warranted.

## Monitoring and Evaluation Updates for John Day/The Dalles Dam Mitigation Programs at Spring Creek and Little White Salmon National Fish Hatcheries

### *b) Juvenile Mass Marking and Release Data*

Funds requested from the USACE for FY 2016 included production costs to meet annual release goals, operational marking costs, and equipment maintenance at Spring Creek NFH. Traditionally, the goal for the facility was to annually release 15.1M juvenile tule into the Columbia River in March, April, and May. Beginning in FY 2009, reprogramming at the facility changed the production level goal to 10.5M tule being released in April and May. The actual number of juvenile tule annually released is recorded by hatchery personnel, and has varied by release year (Table 1) with 10,167,948 being released in April and May of FY 2016.

Spring Creek NFH has mean juvenile size goals of 90-120 fish/lb for the April release and 60-80 fish/lb for the May release. Since release year 2007, the mean size of juveniles released in April and May are 113.64 and 86.91 fish/lb, respectively. Ninety-two percent (~9.7M) of the annual production is mass marked with an adipose fin-clip only (AD ONLY). The remaining fish are marked with CWTs with 4% (~400K) being adipose fin-clipped (AD) and marked with CWTs, and 4% (~400K) being marked with CWTs only (DIT fish). The CWT marking goals comply with the minimum suggested 200,000 per release group level recommended for sub-yearling fall Chinook by the Coast-wide CWT Database Expert Panel for Pacific Salmon Commission. The actual numbers of juveniles that have been mass marked and tagged since 2007 are presented below (Table 1). Coded-wire tag codes are stored in the USFWS CRiS database at the CRFWCO.

**Table 1. Annual release dates, mass marking information, number of juveniles released, and mean juvenile size at release in March (M), April (A), and May (My) for juvenile tule fall Chinook released from Spring Creek NFH.**

Release Year	Release Dates	AD + CWT	CWT (DIT)	AD ONLY	Total Released	Mean Size (fish/lb)
2007	5-, 9-Mar, 12-, 17-, 23-Apr, 1-May	450,144	450,204	14,572,213	15,472,561	M: 139.67 A: 84.29 My: 74.24
2008	5-, 6-Mar, 10-Apr, 2-May	450,998	450,998	13,997,274	14,899,270	M: 145.23 A: 79.77 My: 65.45
2009	13-Apr, 1-May	359,866	359,967	10,513,263	11,233,096 <sup>1</sup>	A: 144.36 My: 90.95
2010	12-Apr, 10-May	404,033	405,808	9,940,720	10,750,561	A: 111.26 My: 75.64
2011	12-Apr, 4-May	404,613	404,508	10,052,171	10,861,292	A: 112.11 My: 88.68
2012	11-, 13-Apr, 1-May	413,775	404,212	10,260,717	11,078,704	A: 123.87 My: 98.32
2013	11-Apr, 2-May	406,511	406,117	10,430,058	11,242,686	A: 99.00 My: 78.72
2014	11-Apr, 6-May	406,574	404,679	9,943,229	10,754,482	A: 121.83 My: 87.80
2015	13-Apr, 1-May	393,924	393,339	9,628,371	10,415,634	A: 147.59 My: 105.44
2016	11-Apr, 9-May	401,711	402,179	9,364,058	10,167,948	A: 112.30 My: 89.55

<sup>1</sup>Reprogramming occurred in FY 2009 reducing the release goal from 15.1M to 10.5M juvenile tules.

# Monitoring and Evaluation Updates for John Day/The Dalles Dam Mitigation Programs at Spring Creek and Little White Salmon National Fish Hatcheries

## 1.3) Off-Station Juvenile Survival

### a) PIT Tagging Program: Juvenile Survival and Migration Time

Beginning with brood year 2007, approximately 15,000 juveniles have been annually tagged by crews from the USFWS with Passive Integrated Transponder (PIT) tags prior to release from Spring Creek NFH (Table 2). PIT tagging juveniles provides real-time data as fish migrate to the Pacific Ocean, and is accessible from the regional database called the Columbia Basin PIT Tag Information System (PTAGIS). PIT tag detections at fish ladders, hydropower dams, bird colonies, and the Columbia River estuary are utilized by staff at CRFWCO to estimate juvenile migration time and survival through the Columbia River basin. Additionally, PIT tagged fish provide adult return run time information, estimation of straying rates, and knowledge on ecological interactions with ESA listed stocks in the Columbia River.

PIT tagged juvenile tule released from Spring Creek NFH are typically detected at Bonneville Dam (BONN) located 35 kilometers downstream from the facility as they migrate to the Pacific Ocean. Travel times and detection rates to BONN are estimated annually (Table 2). The mean travel time to BONN since release year 2008 when fish were first PIT tagged was 2.00 days. Detection data is also used in conjunction with open population, Cormack-Jolly-Seber (CJS) models in the program, MARK (v. 6.1; White and Burnham 1999), to estimate post-release juvenile survival. The CJS model has a basic structure of **Capture = Juvenile Survival ( $\phi_t$ ) \* Encounter Probability ( $p_t$ )** where (t) refers to time. Using detection data from PTAGIS, the estimate ( $\pm$  standard error) for the probability of a juvenile tule released from Spring Creek NFH being detected at BONN in 2015 was 0.06 ( $\pm$  0.01). Juvenile survival to BONN was estimated as 0.98 ( $\pm$  0.12). In 2016, the probability of a juvenile tule released from Spring Creek NFH being detected at BONN was 0.05 ( $\pm$  <0.01), and estimated survival to BONN was 1.00 ( $\pm$  <0.01). The number of PIT tag detections downstream of BONN was too low to estimate survival and encounter probabilities.

**Table 2. The number of juvenile tule PIT tagged in a given release year and travel times to BONN following release from Spring Creek NFH.**

Release Year	# PIT Tagged	# Detected at BONN	% Detected	Travel Times (Days)		
				Min	Mean	Max
2008	14,086	946	6.72	1.00	3.47	105.00
2009	14,897	840	5.64	1.00	2.39	62.00
2010	14,142	1,277	9.03	0.50	2.57	42.00
2011	14,939	922	6.17	0.50	1.37	20.00
2012	14,944	668	4.47	0.50	1.02	24.00
2013	14,953	825	5.52	0.50	1.89	38.00
2014	14,975	757	5.06	0.50	1.70	37.00
2015	14,933	788	5.28	1.00	2.51	54.00
2016	14,975	779	5.20	0.50	1.11	9.00
<b>Means</b>	<b>14,760</b>	<b>867</b>	<b>5.90</b>	<b>0.67</b>	<b>2.00</b>	<b>43.44</b>

## 1.4) Adult Returns, Harvest Data, and Smolt-to-Adult Survival

Based on coded-wire tag recovery data from brood years 1990 to 2004, Spring Creek NFH has a mean smolt-to-adult survival of 0.47%. Therefore, the 10.5M juvenile release goal is expected to contribute an estimated 49,592 adult Chinook towards the TAP goal of 107,000 adults with 28,000 supplied for harvest. Adult returns to Spring Creek NFH are estimated by

## Monitoring and Evaluation Updates for John Day/The Dalles Dam Mitigation Programs at Spring Creek and Little White Salmon National Fish Hatcheries

hatchery staff. Coded-wire tag recoveries maintained in the Regional Mark Information System (RMIS) database are used for estimating the number of harvested adults (Table 3) and number present on the spawning grounds (Pastor 2004; Pastor 2016). At Spring Creek NFH, fluctuations have been observed in the number of hatchery returns, harvested adults, and estimated adults on the spawning grounds for brood years 2000 to 2010 (Table 3). Data beyond brood year 2010 was not included in this report given that adults from those brood years may still return to the hatchery. The Spring Creek NFH tule program has contributed a mean of 78,458 adults since brood year 2000.

**Table 3. The estimated number of hatchery returns, harvested adults, and fish present on the spawning grounds based on coded wire tag recovery data from RMIS for tules released from Spring Creek NFH. Adult returns are used to estimate smolt-to-adult survival rates.**

Brood Year	Hatchery Returns	Columbia River Harvest	Ocean Harvest	Spawning Grounds	Total # of Adults	Smolt-to-Adult Survival (%)
2000	39,000	32,376	42,600	4,200	118,176	1.118
2001	68,208	42,325	66,246	4,479	181,258	1.125
2002	18,703	12,448	12,516	740	44,407	0.295
2003	8,309	8,110	7,073	406	23,898	0.163
2004	3,037	4,452	2,593	329	10,411	0.072
2005	37,852	41,451	19,360	140	98,803	0.648
2006	11,617	12,493	4,415	0	28,525	0.184
2007	56,468	68,333	41,303	520	166,624	1.118
2008	21,174	27,924	20,009	175	69,282	0.617
2009	20,980	30,019	22,343	151	73,493	0.688
2010	11,366	21,600	14,946	28	47,940	0.447
<b>Means</b>	<b>26,974</b>	<b>27,412</b>	<b>23,057</b>	<b>1,015</b>	<b>78,458</b>	<b>0.589</b>

Monitoring adult returns to the hatchery provides information on sex ratios, length information, and age structure. Aging is determined by USFWS staff using scales and CWT sampling. Approximately 68% of adult tules return to the facility at 3 years of age (Age-3; Table 4), but 16% of fish return at Age-2 as sexually mature males (“jacks”) and sexually-mature females (“jills”). The majority of females (99%) return at Age-3 or Age-4 as opposed to the 89% of males that return at Age-2 or Age-3. Less than 1% of adults return at Age-5.

**Table 4. Adult returns by age and sex based on scale sampling and CWT recoveries for adult tule returning to Spring Creek NFH. Estimates don’t include fish whose sex could not be determined at time of sampling. Aging for 2016 has not been finalized.**

Return Year	Age-2		Age-3		Age-4		Age-5		Total Adults
	Male	Female	Male	Female	Male	Female	Male	Female	
2005	2,268	46	7,174	9,247	4,165	10,964	93	334	34,291
2006	733	24	3,099	3,851	1,064	1,828	24	122	10,745
2007	8,284	19	1,361	2,304	781	1,379	36	36	14,200
2008	956	0	14,344	18,568	319	491	0	0	34,678
2009	11,893	95	5,527	2,936	1,819	3,189	70	158	25,687
2010	4,770	86	14,073	29,762	1,272	172	0	0	50,135
2011	4,049	0	6,478	8,140	501	1,607	0	34	20,809
2012	1,862	50	9,367	11,485	1,863	2,458	0	50	27,135
2013	2,827	0	6,403	6,212	943	2,235	0	29	18,649
2014	9,989	39	7,770	10,451	1,018	2,415	0	119	31,801
2015	2,637	101	11,737	24,415	1,385	3,818	66	0	44,159
<b>Means</b>	<b>4,570</b>	<b>42</b>	<b>7,939</b>	<b>11,579</b>	<b>1,375</b>	<b>2,778</b>	<b>26</b>	<b>80</b>	<b>28,390</b>

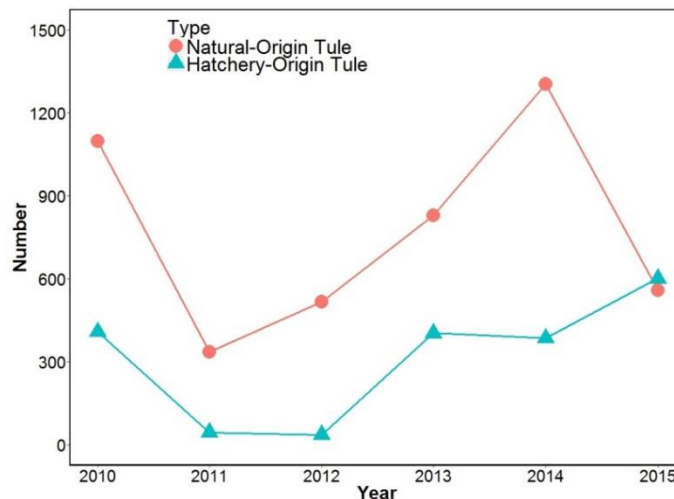
# Monitoring and Evaluation Updates for John Day/The Dalles Dam Mitigation Programs at Spring Creek and Little White Salmon National Fish Hatcheries

## 1.5) Additional Monitoring and Evaluation Projects

### a) Escapement of Hatchery Fish to Spawning Grounds

Coded-wire tag recovery data stored in the RMIS database allows for the estimation of the number of adults that were released from Spring Creek NFH as juveniles and were observed on spawning grounds in nearby watersheds (Table 3) including the White Salmon River (Pastor 2004). Biologists at the Washington Department of Fish and Wildlife (WDFW) have been monitoring the abundance, age structure, and CWT recovery of adult tule in the White Salmon basin since 1965. Beginning in 2010, the monitoring program was expanded to include estimates for the number of hatchery-origin (for all facilities including Spring Creek NFH) versus natural-origin (wild) spawners present on the spawning grounds in the White Salmon River (J.T. Wilson, 2016 memorandum to WDFW).

Annual spawning ground surveys conducted in the White Salmon River begin in August and end near mid-December once spawning has been completed. Included in the surveys are identification of run types (spring, tule, or URB Chinook), and escapement estimates for both hatchery-origin and natural-origin spawners (Fig. 3). Escapement estimates include the number of live and dead spawners observed from Husum Falls (at rkm 12.54) to the confluence of the Columbia River during the annual surveys. Hatchery-origin individuals are identified by the lack of an adipose fin and/or the presence of a CWT (Wilson, 2016 memorandum). Data from the spawning surveys is accessible on the Salmon Conservation Reporting Engine (SCoRE) website operated by WDFW.



**Figure 3. Escapement estimates of natural-origin and hatchery-origin tule spawning in the White Salmon River during annual spawning surveys. Data belongs to WDFW, and was accessed from the SCoRE website.**

As part of the JD TD program, data downloaded from SCoRE is used to estimate the proportion of hatchery-origin spawners (pHOS) for tule on the White Salmon River. These estimates can include tule released from Spring Creek NFH. Based on escapement estimates of natural and hatchery-origin tule for spawning ground surveys from 2010 to 2015 (Fig. 3), pHOS estimates range from 6.51 to 51.90% with a mean pHOS of 25.44%. However, WDFW personnel have cited poor visibility in the river during the fall Chinook surveys, precluding the



## Monitoring and Evaluation Updates for John Day/The Dalles Dam Mitigation Programs at Spring Creek and Little White Salmon National Fish Hatcheries

---

ability to determine the definitive number of hatchery-origin spawners in the river using spawning survey data alone. Using the adult return data from Spring Creek NFH, the correlation between the number of hatchery-origin tule on the White Salmon River spawning grounds and the number of total adult returns to the facility from 2010-2015 is (Pearson's)  $r = 0.59$ .

### **SECTION 2. Little White Salmon NFH: URB Program**

#### ***2.1) Program Description***

Little White Salmon NFH (Fig. 4) is located on the Little White Salmon River just upstream of Drano Lake, a small body of water that converges with the Columbia River at river kilometer 261. The facility began rearing URB fall Chinook in 1982 to fulfill mitigation agreements for the JD TD program. The USACE provides funding for the annual production and mass marking of juvenile URBs into the Little White Salmon River, transfer of URB fingerlings to the Yakama Nation for the Yakima River-Prosser hatchery program, and transfer of URB eggs to the Bonneville Hatchery operated by the Oregon Department of Fish and Wildlife to support the Umatilla/Yakima River programs. The facility is also supported by funds from the Mitchell Act (administered by the NMFS) for egg transfers to the Klickitat Hatchery URB Program and Willard NFH URB program as well as the rearing and release of spring-run Chinook. The facility has a broodstock need of 9,300 adults to meet all program requests including USACE, Mitchell Act, and Bonneville Power Administration funded programs. The nearly 4,000 adults used as broodstock for the JD TD URB program are adult returns of hatchery-reared URB to the facility.



**Figure 4. Aerial photograph of Little White Salmon NFH located on the Little White Salmon River. U.S. Fish and Wildlife Service stock photograph by Speros Doulos.**

#### ***2.2) On-Station Juvenile Production***

##### ***a) Egg-to-Smolt Survival***

The survival objectives for the facility are the same as Spring Creek NFH (section 1.2a). Hatchery staff at Little White Salmon NFH monitor these objectives to make sure the facilities are meeting their production goals, and design alternative rearing and release practices to improve on-station survival as needed.

## Monitoring and Evaluation Updates for John Day/The Dalles Dam Mitigation Programs at Spring Creek and Little White Salmon National Fish Hatcheries

### *b) Juvenile Mass Marking and Release Data*

USACE funds support production costs to meet annual release goals, operational juvenile marking, transfer of eggs and juveniles to other facilities, and equipment maintenance at Little White Salmon NFH. The original goal for the facility was to release 2.0M juvenile URBs into the Little White Salmon River (NMFS 2007); however, production expanded in FY 2009 to a release goal of 4.5M juvenile URBs. Juveniles are released from the facility in late June to mid-July. The actual number of juvenile URBs released from the facility is recorded by hatchery personnel, and has varied for the past ten years (Table 5) with 3,964,636 juveniles being released in July in FY 2016.

Little White Salmon NFH has a mean juvenile size goal of 70-90 fish/lb at the time of release. Since release year 2007, the mean size of juveniles released from the facility is 83.2 fish/lb. Approximately ninety-one percent (~4.1M) of the annual production released into the Little White Salmon River is mass marked with an adipose fin-clip only (AD ONLY). The remaining fish are CWT with 4.4% (~200K) being adipose fin-clipped and CWT, and 4.4% (~200K) being CWT only (DIT fish). The actual numbers of juveniles that have been mass marked and tagged by USFWS crews since 2007 are presented below (Table 5).

**Table 5. Annual release dates, mass marking information, total number of juveniles released, and mean juvenile size for URBs released from Little White Salmon NFH.**

<b>Release Year</b>	<b>Release Dates</b>	<b>AD + CWT</b>	<b>CWT (DIT)</b>	<b>AD ONLY</b>	<b>Total Released</b>	<b>Mean Size (fish/lb)</b>
2007	28-Jun	198,516	198,480	1,664,928	2,061,924	77.05
2008	3-Jul	199,717	199,740	1,602,303	2,001,760	96.00
2009	18-Jun, 25-Jun	369,483	199,795	4,116,629	4,685,907 <sup>1</sup>	77.08
2010	17-Jun, 24-Jun	370,800	199,928	3,980,531	4,551,259	84.96
2011	23-Jun	369,410	199,994	3,906,464	4,475,868	86.80
2012	26-Jun, 3-Jul	575,616	200,205	3,793,608	4,569,429	87.10
2013	2-Jul	368,615	199,212	3,853,751	4,421,578	65.80
2014	1-Jul, 2-Jul	269,125	100,000	4,037,267	4,406,392	89.50
2015	2-Jul	199,913	199,993	3,572,620	3,972,526	82.44
2016	11-Jul	199,964	200,072	3,564,636	3,964,672	85.30

<sup>1</sup>The annual release goal was increased from 2.05M to 4.5M juvenile URBs in FY 2009.

The facility also transfers 1.7M URB juveniles to the Yakima River-Prosser Hatchery program for the Yakama Nation in late March to late April (Table 6). The transferred URB juveniles are marked prior to release with 1.5M being adipose fin-clipped only, and 200,000 juveniles being adipose fin-clipped and CWT. The actual number of URB juveniles that have been marked, tagged, and transferred to the Prosser program since 2007 are presented in Table 6. Little White Salmon NFH also transfers between 1.55M and 2.48M (depending on program needs and requests) URB eggs to Bonneville Hatchery operated by the Oregon Department of Fish and Wildlife to support the Umatilla/Yakima River program. These egg and juvenile transfer programs are planned through FY 2017, but may change in the future depending on survival and program broodstock needs.

## Monitoring and Evaluation Updates for John Day/The Dalles Dam Mitigation Programs at Spring Creek and Little White Salmon National Fish Hatcheries

**Table 6. Annual transfer dates, number of marked and tagged individuals, and total number of juvenile URBs transferred to the Prosser program from Little White Salmon NFH.**

<b>Transfer Year</b>	<b>Transfer Dates</b>	<b>Number AD ONLY</b>	<b>Number ADCWT</b>	<b>Total # Transferred</b>
2007	4/3, 4/4	1,075,021	200,084	1,275,105
2008	4/22	98,615 <sup>1</sup>	199,810 <sup>1</sup>	298,425 <sup>1</sup>
2009	4/2, 4/9, 4/20	1,030,096	199,657	1,229,753
2010	4/15, 4/16, 4/19, 4/21	1,023,272	199,016	1,222,288
2011	4/25	1,499,853	200,809	1,700,662
2012	4/2, 4/9, 4/13, 4/23	1,305,624	201,493	1,507,117
2013	4/4, 4/8, 4/15, 4/18	1,350,364	200,751	1,551,115
2014	4/9, 4/15, 4/22, 4/30	1,348,712	200,914	1,549,626
2015	4/6, 4/13, 4/15, 4/21, 4/28	1,500,536	200,113	1,700,649
2016	4/19	1,450,055	200,015	1,650,070

<sup>1</sup>Low egg takes in brood year 2007 prevented the Little White Salmon NFH URB program from meeting the juvenile URB transfer goal.

### 2.3) Off-Station Juvenile Survival

#### a) PIT Tagging Program: Juvenile Survival and Migration Time

PIT tagging of juvenile production fish began with brood year 2007 with 25,000 juvenile URBs being PIT tagged by USFWS crews. Beginning in brood year 2012 (release year 2013), the number of juveniles that were PIT tagged was decreased to 15,000 to estimate juvenile migration time and survival through the Columbia River basin (Table 7). In FY 2016, 14,957 were PIT tagged prior to release from Little White Salmon NFH. Juvenile URBs are typically detected at BONN, approximately 30km downstream from the confluence of the Little White Salmon and Columbia Rivers. Travel times to BONN vary annually due to environmental conditions in the mainstem, but the mean travel time for juvenile URBs to reach BONN is 18.76 days. Using detection data from PTAGIS, the estimated probability of a juvenile URB released

**Table 7. The number of juvenile URBs PIT tagged in a given release year and travel times to BONN following release from Little White Salmon NFH.**

<b>Release Year</b>	<b># PIT Tagged</b>	<b># Detected at BONN</b>	<b>% Detected</b>	<b>Travel Times (Days)</b>		
				<b>Min</b>	<b>Mean</b>	<b>Max</b>
2008	24,888	2,650	10.65	1.00	19.22	139.00
2009	24,951	2,340	9.38	9.00	31.44	154.00
2010	24,958	2,245	9.00	1.00	25.75	149.00
2011	24,879	1,193	11.97	2.00	20.23	126.00
2012	25,173	1,140	4.57	0.50	16.03	127.00
2013	14,961 <sup>1</sup>	1,978	13.22	0.50	14.52	143.00
2014	14,931	1,787	11.97	1.00	19.18	137.00
2015	14,963	1,194	7.98	1.00	11.24	44.00
2016	14,957	1,646*	11.00*	2.00*	11.25*	38.00*
<b>Means</b>	<b>20,518</b>	<b>1,797</b>	<b>9.97</b>	<b>2.00</b>	<b>18.76</b>	<b>117.44</b>

<sup>1</sup>The number of juveniles to be PIT tagged was decreased in FY 2013 from 25K to 15K juveniles.

\*Current estimates as of 8/29/2016



## Monitoring and Evaluation Updates for John Day/The Dalles Dam Mitigation Programs at Spring Creek and Little White Salmon National Fish Hatcheries

from Little White Salmon NFH in 2015 being encountered at BONN was  $0.17 (\pm 0.02)$ . Juvenile survival to BONN was estimated as  $0.48 (\pm 0.06)$ . In 2016, the probability of a juvenile URB released from Little White Salmon NFH being detected at BONN was  $0.20 (\pm 0.09)$ , and estimated survival to BONN was  $0.55 (\pm 0.25)$  for all detections up to August 29, 2016. Similar to juveniles released from Spring Creek NFH, the number of PIT tag detections downstream of BONN was too low to estimate reliable survival and encounter probabilities.

### ***2.4) Adult Returns, Harvest Data, and Smolt-to-Adult Survival***

At Little White Salmon NFH, the mean smolt-to-adult survival rate is 0.32% based on brood years 1990 to 2004. With the 4.5M juvenile URBs released annually, the facility is expected to contribute 14,382 adult fish (5,900 for harvest) to the TAP goal of 107,000. Hatchery personnel estimate the number of adult returns to the facility. Coded-wire tag recovery data from the RMIS database is used to estimate the number of harvested adults and number present on the spawning grounds. Annual fluctuations have been observed in the estimated number of adults that are harvested, returned to the hatchery, and are present on the spawning grounds for brood years 2000 to 2010 (Table 8). Data beyond brood year 2010 was not included in this report given that adults from those brood years may still return to the hatchery. The Little White Salmon NFH URB program has contributed a mean of 19,902 total adults since brood year 2000.

**Table 8. The estimated number of hatchery returns, harvested adults, and fish present on the spawning grounds based on coded wire tag recovery data from RMIS for URBs released from Little White Salmon NFH. Adult returns are used to estimate smolt-to-adult survival rates.**

<b>Brood Year</b>	<b>Hatchery Returns</b>	<b>Columbia River Harvest</b>	<b>Ocean Harvest</b>	<b>Spawning Ground</b>	<b>Total # of Adults</b>	<b>Smolt-to-Adult Survival (%)</b>
2000	910	1,279	2,490	1,730	6,409	0.331
2001	1,350	1,440	1,490	1,650	5,930	0.286
2002	352	748	924	814	2,838	0.136
2003	1,600	530	980	360	3,470	0.171
2004	1,774	323	1,185	70	3,352	0.176
2005	6,912	2,856	3,234	174	13,176	0.731
2006	6,868	2,233	1,777	613	11,491	0.557
2007	14,804	6,303	4,406	1,043	26,556	1.328
2008	8,132	5,020	4,841	1,813	19,806	0.423
2009	18,292	13,765	9,987	9,747	51,791	1.143
2010	27,818	17,372	22,506	6,406	74,102	1.658
<b>Means</b>	<b>8,074</b>	<b>4,715</b>	<b>4,893</b>	<b>2,220</b>	<b>19,902</b>	<b>0.631</b>

Aging of the adult returns is conducted by USFWS crews using scales and CWT sampling. The majority (51%) of adult URBs return to the facility at Age-4 (Table 9), but 32% return at Age-3. Nearly 33% of females return at Age-4 and Age-5 while 56% of males return at Age-3 and Age-4. Approximately 4.4% of males return as jacks at Age-2. A rare number of females have returned as jills at Age-2. Less than 1% of all adults return at Age-6.

## Monitoring and Evaluation Updates for John Day/The Dalles Dam Mitigation Programs at Spring Creek and Little White Salmon National Fish Hatcheries

**Table 9. Age and sex (males (M) and females (F)) of adult returns to Little White Salmon NFH since 2005. Estimates don't include fish whose sex could not be determined at time of sampling. Aging for 2016 returns has not been completed.**

Return	Age-2		Age-3		Age-4		Age-5		Age-6		Total
Year	M	F	M	F	M	F	M	F	M	F	Adults
2005	39	0	208	10	6,325	740	138	249	15	34	7,758
2006	283	0	323	50	301	317	225	644	19	22	2,184
2007	156	0	475	68	871	460	121	125	17	17	2,310
2008	652	0	1,153	11	1,305	1,221	365	731	0	6	5,444
2009	1,156	0	863	98	917	1,025	170	536	5	5	4,775
2010	1,010	11	5,344	331	1,561	1,448	861	1,402	11	23	12,002
2011	268	0	1,267	68	1,753	1,327	192	402	0	26	5,303
2012	587	0	4,202	349	1,202	1,568	308	921	0	12	9,149
2013	374	0	14,553	1,091	10,496	7,277	409	1,092	0	73	35,365
2014	658	0	1,450	30	4,548	12,475	692	1,671	0	0	21,524
2015	64	0	4,827	722	1,913	1,661	817	2,143	0	13	12,160
<b>Means</b>	<b>477</b>	<b>1</b>	<b>3,151</b>	<b>257</b>	<b>2,836</b>	<b>2,684</b>	<b>391</b>	<b>901</b>	<b>6</b>	<b>21</b>	<b>10,725</b>

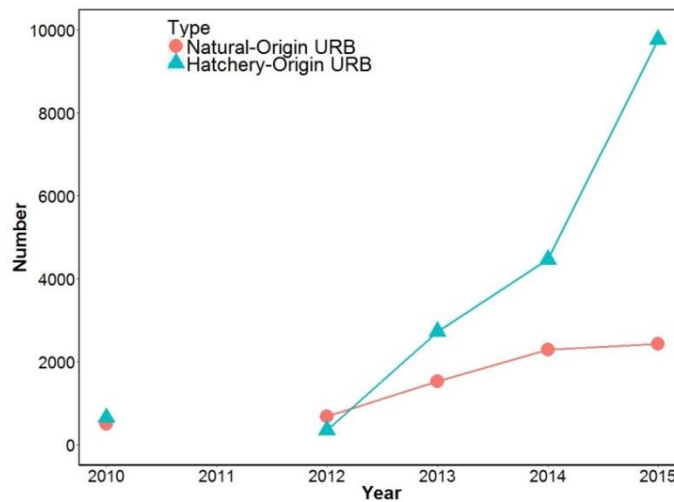
The Yakima River-Prosser Hatchery program has a mean smolt-to-adult survival of 0.20% (based on brood years 1990-2004) contributing an additional 3,383 adult URB Chinook towards the TAP goal. Release and adult recoveries for the Prosser Hatchery are monitored by the Yakama Nation.

### 2.5) Additional Monitoring and Evaluation Projects

#### a) Escapement of Hatchery Fish to Spawning Grounds

Coded-wire tag recovery data stored in the RMIS database has been useful for estimating the number of adults that originated from Little White Salmon NFH and were observed on spawning grounds in nearby watersheds (Table 8) including the White Salmon River (Pastor 2004). Monitoring on the abundance of adult URB in the White Salmon basin has been conducted since 1989 (Wilson, 2016 memorandum). Spawning ground surveys conducted since 2010 by the WDFW include identification of hatchery-origin (for all facilities including Little White Salmon NFH) and natural-origin (wild) adult URBs in the White Salmon River (Fig. 5). Data accessible from the SCoRE website allow for estimation of the pHOS for URBs. The pHOS estimates for URBs observed on the White Salmon River spawning grounds range from 33.66 to 80.04% with a mean pHOS of 60.08%. However, WDFW personnel have cited poor visibility in the river during the fall Chinook surveys, precluding the ability to determine the definitive number of hatchery-origin spawners in the river using spawning survey data alone. Using the adult return data from Little White Salmon NFH, the correlation between the number of hatchery-origin URBs on the White Salmon River spawning grounds and the number of total adult returns to the facility is (Pearson's)  $r = -0.02$ .

## Monitoring and Evaluation Updates for John Day/The Dalles Dam Mitigation Programs at Spring Creek and Little White Salmon National Fish Hatcheries



**Figure 5. Escapement estimates of natural-origin and hatchery-origin URBs in the White Salmon River during annual spawning surveys. 2011 escapement estimates were unavailable due to the breach of Condit Dam. Data belongs to WDFW, and was accessed from the SCoRE website.**

### *b) Genetic Introgression of URB and Tule in the White Salmon River*

URB fall Chinook typically spawn later in the fall than tule fall Chinook. However, the construction of BONN and rearing of URBs at Little White Salmon NFH has led to the synchronous escapement of tule and URBs to the White Salmon River over the past twenty years. Concerns of genetic introgression between the lineages led to a study funded by the USFWS from 2006 to 2008 (Smith and Engle 2011). The authors found:

- 1) a small proportion of hybrid juveniles
- 2) no hybrid adults suggesting that hybrid juveniles do not survive; and
- 3) genetic divergence among the lineages that is comparable to allopatric populations suggesting that gene flow in the White Salmon River is not higher than other locations

Collectively, the results suggest that URBs from the Little White Salmon NFH were not posing a genetic risk to the tule stock in the White Salmon River based on the level of introgression observed in the study. However, the authors suggest future studies examining potential demographic and ecological risks that hatchery-reared URBs may have on the native tule stock in the White Salmon River (Smith and Engle 2011). Since the USFWS study was conducted, production levels at Little White Salmon NFH have doubled, and the current risk of straying URBs on the White Salmon River tule stock is unknown.

### *c) Juvenile Downstream Migration and Survival Comparisons to Willard NFH*

Willard NFH is located on the Little White Salmon River approximately 6.5 kilometers upstream of Little White Salmon NFH. The facility began rearing URBs in 2014 using funds provided by the Mitchell Act and administered by the NMFS. Juvenile release metrics from Willard NFH provide a useful comparison to the Little White Salmon NFH URB program. Broodstock for the Willard NFH URB program is provided by Little White Salmon NFH given that a barrier prevents adults from migrating upriver to the Willard facility. In 2015, the facility

## Monitoring and Evaluation Updates for John Day/The Dalles Dam Mitigation Programs at Spring Creek and Little White Salmon National Fish Hatcheries

---

released 1.8M juvenile URBs into the Little White Salmon River. Nearly 15,000 of the juveniles were PIT tagged to track their downstream migration through the Little White Salmon River and the Columbia River basin to the Pacific Ocean. A report summarizing comparisons of the two programs was completed at the CRFWCO in July of 2016 (Dammerman 2016).

### Summaries and Program Recommendations

#### *a) Spring Creek NFH Tule Program*

Since 2007, the tule juvenile production program has exceeded the annual juvenile release goal of 10.5M juveniles by an average 4% except in 2015 and 2016. In the past two years, the number of juveniles released has been below the annual release goal by 1-3%. PIT tagging efforts by the USFWS have been a valuable resource for monitoring post-release, juvenile detection rates, survival, and downstream migration times. PIT tag detections at BONN indicate that juvenile tule released from the facility migrate downstream quickly with a mean travel time to BONN of 2.0 days. Despite low detection rates at BONN, the estimated survival of juvenile tule released from Spring Creek NFH migrating to BONN has been 98% or higher for the past two years which may be attributed to swift downstream migration. Low (<6.0%) juvenile encounter probabilities may result from juveniles passing over the spillway, and not being detected by the numerous arrays at BONN.

Mass marking efforts of juveniles has provided reliable adult return information and smolt-to-adult survival rates. Since brood year 2000, the mean smolt-to-adult survival rate for the facility is 0.59% indicating an increase from the previous average of 0.47% used for mitigation planning. Additionally, reprogramming of the tule program to release fewer juveniles per year has not substantially affected the smolt-to-adult survival rate which has been 0.4% or greater since brood year 2007. Through juvenile releases, the program has produced a mean of 78,458 adults since brood year 2000 with a mean of 50,469 being harvested in sport, tribal, and commercial fisheries. Since reprogramming in FY 2009, the program has produced a mean of 60,717 adults through annual juvenile releases. Collectively, these results indicate that the program is successfully meeting contribution levels to the TAP goal agreed upon by USACE and *U.S. v. Oregon* parties.

Since 2005, annual adult returns to the facility have ranged from 10,745 to 50,135 adults (Table 4) providing adequate numbers to satisfy broodstock needs. Aging of adult returns to the facility indicate that the mean proportion of Age-2 returns is low compared to the number of Age-3 and Age-4 fish, but a large number of males return as jacks. Jacks are utilized as broodstock at the facility and naturally occur at reduced rates in wild populations of Chinook, Coho, and Sockeye Salmon (Berejikian et al. 2010). However, hatchery rearing environments have been shown to cause early maturation leading to high rates of jack returns to the facilities (Harstad et al. 2014). Monitoring the prevalence of jacks at Spring Creek NFH would be beneficial for optimizing hatchery procedures, and determining whether the program will continually fulfill the JDTD program goals. Aging all adults at the facility also allows managers to make informed decisions when selecting broodstock as adults return to the hatchery.

Data from the spawning ground surveys conducted by the WDFW indicate that the proportion of hatchery-origin tule in the White Salmon River has been increasing since 2012. Additionally, a mean PHOS of 25.4% since 2010 suggests that stray rates are high. However, biologists are incapable of determining the hatchery of origin for a straying tule during the spawning ground surveys unless the fish contains a CWT. The number of adult tules that are

## Monitoring and Evaluation Updates for John Day/The Dalles Dam Mitigation Programs at Spring Creek and Little White Salmon National Fish Hatcheries

---

released from Spring Creek NFH as juveniles and stray into the White Salmon River will be investigated in future monitoring projects. Currently, there is a slight correlation between the number of adult returns to Spring Creek NFH and the number of hatchery-origin tule on the spawning grounds ( $r = 0.59$ ), but additional data is needed to determine the strength of the correlation.

### *b) Little White Salmon NFH URB Program*

In the past ten years, the URB program has exceeded the annual juvenile release goal of 4.5M juveniles in four release years. The program has a mean juvenile production of 2.3% below the release goal, but has met the juvenile size at release goals every year since reprogramming in FY 2009. Additionally, the facility has successfully provided URB juveniles on an annual basis to the Yakima River-Prosser Hatchery program for the Yakama Nation. PIT tagging of juvenile URBs released from Little White Salmon NFH indicate that juveniles reach BONN in a mean of 18.76 days post-release. However, some individuals take up to 154 days to reach BONN indicating that juveniles are either residing within the Little White Salmon River, Drano Lake, the mainstem of the Columbia River, or straying into other streams before beginning their migration to the Pacific Ocean. Encounter probabilities at BONN for the past 2 years range from 17-20% as juvenile survival to BONN ranges from 48-50%. Environmental conditions within the mainstem of the Columbia River as well as a higher predation rate due to a longer duration above BONN may be two of the reasons juvenile URBs released from Little White Salmon NFH have lower estimates survival in comparison to juvenile tule released from Spring Creek NFH.

Since brood year 2000, the mean smolt-to-adult survival rate for the facility is 0.63% which is greater than the 0.32% rate used for mitigation planning for the program. The mean smolt-to-adult survival rate since reprogramming in 2009 is 1.15%. Since brood year 2000, the URB program has produced a mean of 19,902 adults which includes 9,608 adults for harvest by sport, tribal, and commercial fishermen. Additionally, since doubling the number of URB juveniles being annually released from the facility in 2009, the program has produced a mean of 62,947 adults. Collectively, the program has been successfully meeting contribution levels to the TAP goal agreed upon by USACE and *U.S. v. Oregon* parties. The number of annual adult returns to the facility has ranged from 2,310 to 35,365 adults since 2005 (Table 9). Since reprogramming in 2009, the number of adult returns has increased providing adequate numbers to satisfy broodstock needs. Aging of adult returns indicate that females are returning at a later age than males, typically migrating to the facility at Age-4 and Age-5. Less than 5% of males return as jacks at Age-2, and only a total of 11 females have returned to the facility at Age-2 since 2005. Aging assists managers in selecting adults for broodstock as adults return to the facility.

Data accessed from the SCoRE website operated by WDFW indicate that a high proportion of hatchery-origin URBs are present on the spawning grounds in the White Salmon River. Since 2010 (excluding 2011 when Condit Dam was removed), the mean pHOS is 60.1%. Similar to the tule, determining what proportion of those hatchery-origin fish originated from the Little White Salmon NFH can only be determined if the fish contains a CWT. Determining the number of URBs released from Little White Salmon NFH that stray into the White Salmon River will be investigated in future monitoring projects. Currently, there is no relationship between the number of adult returns to Little White Salmon NFH and the number of hatchery-origin URBs on the spawning grounds ( $r = -0.02$ ).



## Monitoring and Evaluation Updates for John Day/The Dalles Dam Mitigation Programs at Spring Creek and Little White Salmon National Fish Hatcheries

---

### *c) Future Monitoring and Evaluation Studies*

Collectively, monitoring and evaluation of the tule and URB programs at Spring Creek and Little White Salmon NFHs indicate that both programs are successfully meeting their mitigation obligations. Both programs have been sufficiently rearing and releasing numbers of juveniles that are close to their release goals as well as satisfying any egg and juvenile transfer requirements as part of the JDTD program. Additionally, both programs are exceeding their expected adult contributions to the TAP adult goal when considering the mean number of adults being produced by the facilities. However, there are several monitoring projects that should be conducted and/or are currently being developed in order to determine the success and longevity of both programs in terms of salmonid production and mitigation. These projects include:

1. **Quantifying the number of hatchery-origin spawners from both Spring Creek and Little White Salmon NFHs present in the White Salmon River and additional watersheds.** The high proportion of hatchery-origin spawners (particularly for the URBs) on the spawning grounds of the White Salmon River suggests a high level of straying. Given the close geographic proximity of both facilities to the White Salmon River, escapement of hatchery-origin fish to the White Salmon River spawning grounds may be a common occurrence for adults from both facilities. Coordinating with WDFW personnel and developing a monitoring project during fall spawning would be beneficial to determine whether hatchery practices (including juvenile production levels, ladder operations, etc...) at both Spring Creek and Little White Salmon NFHs are contributing to adult straying. Understanding the effect of hatchery-origin fish on the ESA-listed tule stock in the White Salmon River is imperative for complying with federal regulations regarding ESA-listed species. Additionally, fish from Spring Creek and Little White Salmon NFH have been detected in other watersheds (Pastor 2004). Personnel at the CRFWCO plan to parse out individual spawning ground recoveries reported to RMIS in order to monitor the proportion of hatchery fish that are straying to tributaries of the Columbia River including the White Salmon River.
2. **Determining the effect of hatchery-rearing practices on male maturity including jack production.** Although the presence of jacks (and jills) is a natural occurrence in captive and wild populations of salmonids, the high proportion of jack returning to Spring Creek NFH should be monitored to determine whether hatchery practices are influencing the timing of male maturity. Research has shown that growth rates and fat levels due to hatchery feeding regimes can promote early male maturation (Spangenberg et al. 2015). Studies examining feed ration amount and feed types during critical growth periods would be beneficial to determine whether hatchery practices (including high feeding rates to meet size at release goals) are influencing the number of jacks returning to Spring Creek NFH.
3. **Understanding the influence of environmental conditions on post-release movement of juveniles.** Juvenile travel times to BONN can vary among release years, facilities, and runs (tule versus URB). In 2016, the maximum travel time to BONN for juvenile tule released from Spring Creek NFH was 9 days which was less than half of the max travel time observed in previous years. For juveniles URBs released from Little White Salmon NFH, mean and max travel times in 2015 were lower than all previous release years, and appears to be lower for 2016 even though some URBs may not have migrated downstream yet. Elevated temperatures in the mainstem of the Columbia River in June and July of 2015 may have influenced juvenile downstream migration; however, knowledge on how environmental covariates at the time of release influence juvenile post-release movement is

## Monitoring and Evaluation Updates for John Day/The Dalles Dam Mitigation Programs at Spring Creek and Little White Salmon National Fish Hatcheries

---

lacking. Studies utilizing PIT tag detections, downstream migration data calculated at the CRFWCO, and environmental data for the mainstem of the Columbia River collected at BONN are being developed to determine the influence of post-release environmental conditions on juvenile behavior and potential survival. Results can be used to determine “optimal” juvenile release dates from the facilities while accounting for annual fluctuations in environmental conditions.

4. **Use long-term data collected at the facilities and environmental covariates to develop improved forecasting models.** Long-term datasets of run reconstruction information and smolt-to-adult survival rates have been compiled from monitoring of the juvenile tule and URB programs at Spring Creek and Little White Salmon NFHs. These datasets can be utilized in conjunction with environmental covariates (ocean and freshwater) to develop improved forecasting tools for predicting the number of adult returns to the facilities. Accurately predicting the number of adult returns is essential for determining whether the programs will continue to fulfill their mitigation agreements and have access to adequate levels of broodstock for the JD TD program.

### Acknowledgements

Data used in this report was downloaded from the Columbia River Information System (CRiS) maintained at the Columbia River Fish and Wildlife Conservation Office, the Regional Mark Information System (RMIS), and from the Columbia Basin PIT Tag Information System (PTAGIS). Hatchery personnel at Spring Creek and Little White Salmon NFHs collected data on release dates, adult returns, and annual number of juveniles released from the facilities. Marking crews from the USFWS adipose fin-clipped, coded-wire tagged, and PIT-tagged juveniles prior to release. Thank you to Jeremy Wilson and the Washington Department of Fish and Wildlife (WDFW) for providing background information on methods used during annual spawning ground surveys. Escapement estimates from the spawning ground surveys belongs to the WDFW and can be accessed on the SCoRE website. Funding for the tule production program at Spring Creek NFH and juvenile upriver bright program at Little White Salmon was provided by the U.S. Army Corps of Engineers as part of the John Day/The Dalles Dam Mitigation program.

# Monitoring and Evaluation Updates for John Day/The Dalles Dam Mitigation Programs at Spring Creek and Little White Salmon National Fish Hatcheries

---

## Literature Cited

- Berejikian, B.A., D.M. Van Doornik, R.C. Endicott, T.L. Hoffnagle, E.P. Tezak, M.E. Moore, and J. Atkins. 2010. Mating success of alternative male phenotypes and evidence for frequency-dependent selection in Chinook salmon, *Oncorhynchus tshawytscha*. Can. J. Fish Aquat. Sci 67: 1933-1941.
- Bottom, D.L., C.A. Simenstad, J. Burke, A.M. Baptista, D.A. Jay, K.K. Jones, E. Casillas, and M.H. Schiewe. 2005. Salmon at river's end: the role of the estuary in the decline and recovery of Columbia River salmon. U.S. Dept. Commer., NOAA Tech. Memo. NMFS-NWFSC-68, 246 p.
- Dammerman, K.J. 2016. 2015 Migration year juvenile upriver bright fall Chinook release report from Little White Salmon and Willard National Fish Hatcheries. Progress Report. U.S. Fish and Wildlife Service, Columbia River Fish and Wildlife Conservation Office, Vancouver, WA. 10 p.
- Fraley, J., B. Marotz, J. Decker-Hess, W. Beattie, and R. Zubik. 1989. Mitigation, compensation, and future protection for fish populations affected by hydropower development in the Upper Columbia System, Montana, U.S.A. Regulates Rivers: Research and Management.
- Harstad, D.L., D.A. Larsen, and B.R. Beckman. 2014. Variation in minijack rate among hatchery populations of Columbia River basin Chinook salmon. Trans of the Am Fish Soc 143(3): 768-778.
- National Marine Fisheries Service (NMFS). 2007. USFWS artificial propagation programs in the lower and middle Columbia River. NMFS ESA Section 7 Consultation Biological Opinion and Magnuson-Stevens Act Essential Fish Habitat Consultation, November 2007, Portland, OR.
- Pacific Fishery Management Council (PFMC). 2011. Exploration of abundance-based management approaches for lower Columbia River tule Chinook. PFMC Ad Hoc Tule Chinook Work Group, October 2011, Portland, OR.
- Pastor, S. 2004. An evaluation of fresh water recoveries of fish released from national fish hatcheries in the Columbia River basin, and observations of straying. Pages 87-98 in M.J. Nickum, P.M. Mazik, J.G. Nickum, and D.D. Mackinlay, eds. Propagated fish in resource management. American Fisheries Society, Symposium 44, Bethesda, Maryland.
- Pastor, S. 2016. Annual stock assessment CWT Columbia River Gorge National Fish Hatchery Complex. Annual Report. U.S. Fish and Wildlife Service, Columbia River Fish and Wildlife Conservation Office, Vancouver, WA. 10 p.
- Smith, C.T. and R. Engle. 2011. Persistent reproductive isolation between sympatric lineages of fall Chinook salmon in White Salmon River, Washington. Trans of the Am Fish Soc 140(3): 699-715.
- Spangenberg, D.K., D.A. Larsen, R. Gerstenberger, C. Brun, D.L. Harstad, S. Nance, L. Rohrback, and B.R. Beckman. 2015. Stock differences in growth, smolting, and early male maturation in hatchery spring Chinook salmon: a common-garden experiment. NA Jour of Fish Man 35(6): 1090-1100.



## Monitoring and Evaluation Updates for John Day/The Dalles Dam Mitigation Programs at Spring Creek and Little White Salmon National Fish Hatcheries

---

U.S. Army Corps of Engineers (USACE). 2013. Hatchery facilities improvements for the John Day Mitigation Program. USACE Draft Environmental Assessment, March 2013, Portland, OR.

White, G.C. and K.P. Burnham. 1999. Program MARK: Survival estimation from populations of marked animals. Bird Study 46 Supplement: 120-138.

Wilson, J. 2016. 2015 White Salmon Chinook survey methods and results. WA Dept. Fish Wild., Memo. 11 p.

**U.S. Fish and Wildlife Service  
Columbia River Fish and Wildlife Conservation Office  
1211 SE Cardinal Court, Suite 100  
Vancouver, WA 98683**



**October 2016  
[www.fws.gov/columbiariver](http://www.fws.gov/columbiariver)**