

Willapa

National Wildlife Refuge Big Game Hunting Regulations 2023–2024



Welcome

Willapa National Wildlife Refuge was established in 1937 to protect migrating and wintering populations of Brant, other waterfowl, shorebirds, and other migratory birds, and for other conservation purposes.

Watch the Tides

Hunters are cautioned to pay attention to tidal fluctuations when hunting tidal areas.

Hours

The Refuge is open daily from dawn to dusk. Hunting access is from 1 1/2 hours before legal sunrise until 1 1/2 hours after legal sunset.

Safety Zones

Hunting is prohibited within 150 yards of roads, trails, dikes, buildings and parking areas. Hunting weapons must be unloaded in Safety Zones.

Foot Traffic Only

All units of the Refuge are open to foot traffic only unless otherwise specified.

Boats

Boats may be used to access the Refuge. For safety, know the local tide conditions. Tidal flows and fluctuations, and strong winds can make boating difficult and sometimes dangerous. A boat launch ramp is located at Cutthroat Creek on Hwy 101 north of milepost 24 and car-top boat access (canoes/kayaks) is located at Riekkola.

Blinds and Tree Stands

Tree stands may stay in place for 3 days and must be labeled with the hunter's name, phone number, and the date the stand was set-up. The stand may be set-up 1 1/2 hours before legal sunrise and must be removed before 1 1/2 hours after legal sunset on the third day. Digging, cutting trees, and vegetation altering for stand or blind placement is not permitted. Permanent blinds, platforms, ladders and screw-in foot pegs are prohibited.

Removal of Items Prohibited

Collecting and removing ANY archeological, historical, or natural material such as plants, mushrooms, berries, or antler sheds is prohibited.

Dogs

Dogs are prohibited on the Refuge, except service dogs and dogs used for waterfowl hunting.

Bait

Distribution of bait and hunting over bait is prohibited.

Fires

Fires are prohibited on the Refuge, except in designated areas in campgrounds on Long Island.

Shellfish Harvesting

State owned tidelands are open to public clamming in designated areas on the western side of Long Island. Privately owned tidelands are closed to the public.

Motorized Equipment

Motorized equipment including all-terrain-vehicles (ATV's), dirt bikes, e-bikes, generators, and chain saws are prohibited.

Camping On Long Island

Camping is allowed in designated sites only. No more than 5 people per camp site, and camping is limited to 14 consecutive days (determined by the first member of the camping party's arrival at the campsite). Only downed wood may be used for firewood. Campers are encouraged to camp bear friendly and exercise "Leave No Trace" practices. A camping permit is required during, and one week prior to, the early elk archery season ONLY. Self-issue camping permits are available on a first-come, first-serve basis at the kiosk at Cutthroat Creek. Camping permits are required for both hunters and non-hunters.

Firearms

Persons possessing, transporting, or carrying firearms on National Wildlife Refuge System lands must comply with all provisions of State and local law. Persons may only use (discharge) firearms in accordance with refuge regulations (50 CFR 27.42 and specific refuge regulations in 50 CFR Part 32.)

Alcohol

The use or possession of alcoholic beverages while hunting is prohibited.

Vehicles

Licensed motor vehicles are permitted only on public use roads as shown on the map. ATVs and UTVs are prohibited.

Accessibility Information

Equal opportunity to participate in and benefit from programs and activities of the U.S. Fish and Wildlife Service is available to all individuals regardless of physical or mental ability. For more information please contact the U.S. Department of the Interior, Office of Equal Opportunity, <https://www.doi.gov/pmb/eoo/public-civil-rights>.

Access

Hunters must park in designated parking areas, as identified on the map (reverse side), to access the Refuge for hunting. Gates opened to enter the hunting area from designated access points must be closed immediately after passing through. Access to the Refuge from private property is prohibited.

Hunting and Fishing Regulations

Hunting and fishing regulations are designed to provide safe recreational opportunities through wise use of renewable wildlife resources. Hunting and fishing are permitted in accordance with Federal regulations governing public use on National Wildlife Refuges as set forth in Title 50 of the Code of Federal Regulations. Hunting and fishing will be in accordance with applicable State of Washington regulations subject to the conditions stated below. Brochures may be obtained by mail, at the refuge headquarters, or from the refuge website.

Willapa National Wildlife Refuge

7112 67th Place
Long Beach, WA 98631

360-642-3860
willapa@fws.gov
www.fws.gov/refuge/willapa











U.S. Fish & Wildlife Service
1-800-344-WILD

August 2023

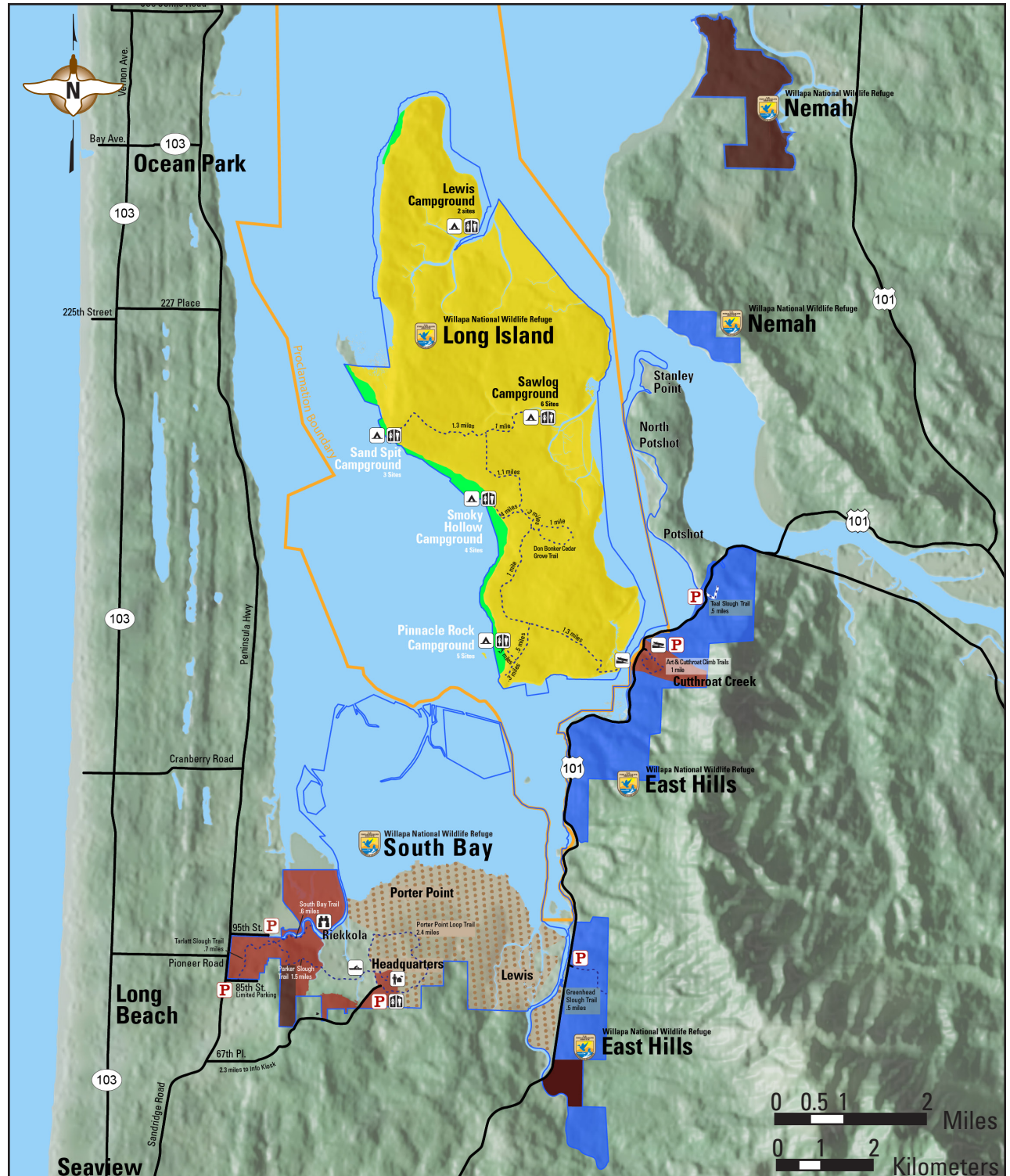


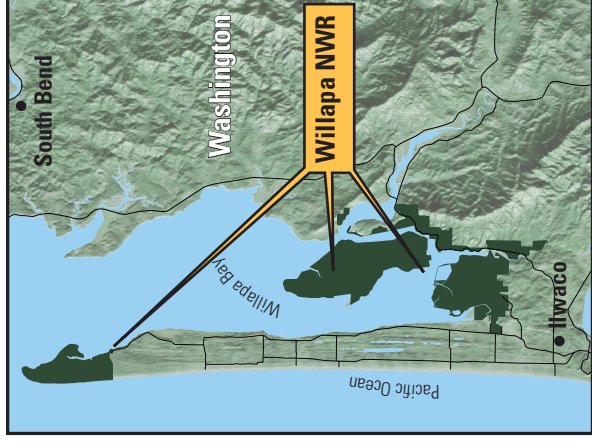
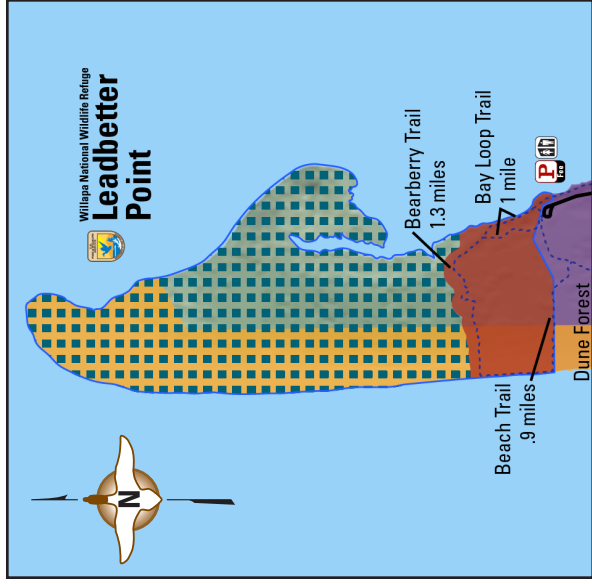
	Nemah		East Hills		South Bay		Long Island	
	SEASON DATES	LEGAL	SEASON DATES	LEGAL	SEASON DATES	LEGAL	SEASON DATES	LEGAL
Black-Tailed Deer								
Early Archery	Sept. 1 - 29	Any deer	Sept 1-29	Any buck	Sept 1-29	Any deer	Sept 1-29	Any buck
Late Archery			Nov 22- Dec 15	Any buck			Nov 22- Dec 15	Any buck
Modern Firearm	Oct 14-31	Any buck	Oct 14-31	Any buck	Oct 14-31*	Any buck	Oct 14-31**	Any buck
Late Firearm	Nov 16-19	Any buck	Nov 16-19	Any buck	Nov 16-19*	Any buck	Nov 16-19**	Any buck
Early Muzzleloader	Sept 30- Oct 8	Any buck			Sept 30-Oct 8*	Any deer		
Late Muzzleloader	Nov 22-Dec 15	Any buck			Nov 22-Dec 15*	Any deer		
Elk								
Early Archery	Sept 9-21	3 pt. min. or antlerless	Sept 9-21	3 pt. min. or antlerless	Sept 9-21	Any elk	Sept 9-21	3 pt. min. or antlerless
Late Archery			Nov 22- Dec 15	3 pt. min. or antlerless			Nov 22- Dec 15	3 pt. min. or antlerless
Modern Firearm	Nov 4-15	3 pt. min.	Nov 4-15	3 pt. min.	Nov 4-15*	3 pt. min.		
Early Muzzleloader	Oct 7-13	3 pt. min.	Oct 7-13	3 pt. min.	Oct 7-13#	Any elk		
Late Muzzleloader					Nov 22-Dec 15	Any elk		
Bear								
							Aug 1-Nov 15	Any bear
Forest Grouse								
							Sept 15 - Jan 15	4 per day/12 in possession
	The Nemah (GMU 673)Includes parcel northeast and across the Naselle River from Stanley Point. This unit is boat access only from Willapa Bay or Naselle River.		The East Hills (GMU 681) Teal Slough to Bear River. Area around Art and Cutthroat Climb Trails and immediately north of Bear River are closed to hunting. There is private property north of Greenhead Slough to Omeara Point. Access to the southeastern most portion of the Refuge requires boat access.		South Bay (GMU 684) Includes designated portions of the Riekkola, Porter Point & Lewis units. These units can be accessed by 67th Place from Sandridge Road in Long Beach or by boat from Willapa Bay. *Firearms restriction. The use of centerfire or rimfire rifles is prohibited in these units. #Leadbetter Regulated (permit or hunt-by-reservation) early muzzleloader elk season only.		Long Island (GMU 699) Hunting firearms and dogs are prohibited. Visitors must provide their own boat transportation to and from Long Island. For safety, know the local tide conditions. Access is best at a higher tide (6 feet or higher). **ARCHERY ONLY, Hunters may hunt during modern firearm season, but must possess a valid modern firearm big game license and use archery equipment.	

Legend

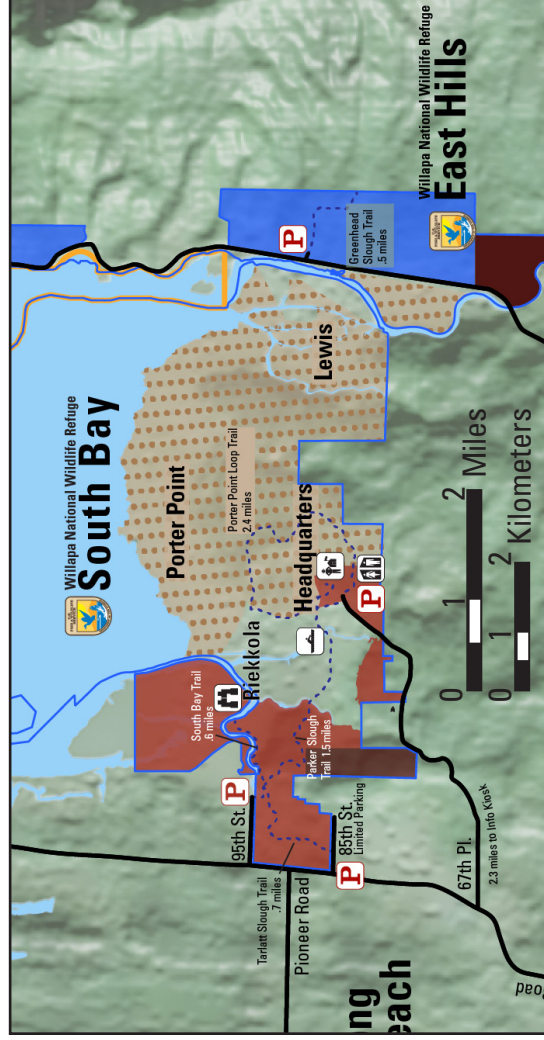
-  Refuge Headquarters
-  Fee Parking
-  Parking
-  Bathroom
-  Boat Launch
-  Car-Top Boat Access
-  Observation Blind
-  Viewpoint
-  Campground
-  (Refuge Permit Required during and 1 week prior to the early elk archery season)

-  Trails
-  Proclamation Boundary
-  Refuge Boundary
-  Shellfish Area
Harvest in signed areas only
-  Closed to the Public
-  Closed to Public - Mar. 15 - Sept. 30
Critical Nesting Area
Trails ONLY open year round.
-  Deer and Elk Hunting
Firearm Restriction - South Bay
-  Deer and Elk Hunting
All State Regulations Apply
-  Elk Hunting - Leadbetter Point
Early Muzzleloader - Special Permit Required
-  Refuge Lands, Tidelands, and Water
Closed to All Hunting
-  Archery Hunting for Elk, Deer, Black Bear, and Grouse
(Ruffed and Sooty)
-  Leadbetter Point State Park





Legend	
	Refuge Headquarters
	Fee Parking
	Parking
	Bathroom
	Boat Launch
	Car-Top Boat Access
	Observation Blind
	Viewpoint
	Campground (Refuge Permit Required during and 1 week prior to the early elk archery season)
	Trails
	Proclamation Boundary
	Refuge Boundary
	Shellfish Area Harvest in signed areas only
	Closed to the Public
	Closed to Public - Mar. 15 - Sept. 30 Critical Nesting Area Trails ONLY open year round.
	Deer and Elk Hunting Firearm Restriction - South Bay
	Deer and Elk Hunting All State Regulations Apply
	Elk Hunting - Leadbetter Point Early Muzzleloader - Special Permit Required
	Refuge Lands, Tidelands, and Water Closed to All Hunting
	Archery Hunting for Elk, Deer, Black Bear, and Grouse (Ruffed and Sooty)
	Leadbetter Point State Park



Signs and Boundaries

Please respect the following signs:

- Refuge Boundary: Entry permitted in accordance with refuge regulations
- Closed Area: All entry prohibited
- Area Closed to All Hunting: Hunting, weapons, and game retrieval prohibited
- No vehicles: All traffic prohibited
- Parking area: Designated areas to park while hunting

Prohibited Activities

- Possession of alcoholic beverages.
- Camping and Fires, except in designated areas in campgrounds on Long Island.
- Permanent blinds, platforms, ladders, and screws in foot pegs.
- Motor vehicles, ATVs and power equipment such as chainsaws, e-bikes and generators on Long Island.
- Searching for or removal of any natural items such as antlers, skulls, plants, historic, and archaeological features, are protected by Federal law.
- Hunting within safety zones 150 yards of any public use facility including restrooms, trails, roads, parking lots, etc.
- Use of electronic or photographic trail monitoring devices.
- Marking or flagging any tree or other Refuge feature with reflectors, paint, or other substance.
- Digging, cutting trees and vegetation altering for blind placement is not permitted.
- Access to the Refuge from private property.
- Launching and landing of UAS/drones on any refuge lands.



This is a unit of the National Wildlife Refuge System, a network of lands and waters managed for the benefit of wildlife and people.