U.S. Fish & Wildlife Service

Arcata Fish & Wildlife Office, Fish and Aquatic Conservation Program

Trinity River Mainstem Redd Survey Update
December 5, 2025

The Arcata Fish and Wildlife Office along with the California Department of Fish and Wildlife, Yurok Tribal Fisheries Program, and Hoopa Valley Tribal Fisheries Department survey the mainstem Trinity River to recover salmonid carcasses and count and map Chinook Salmon (*Oncorhynchus tshawytscha*) redds. The distribution of Chinook Salmon spawning is expected to change in response to rehabilitation efforts of the Trinity River Restoration Program and to the relative run sizes of natural- and Trinity River Hatchery-origin fish. Spawning surveys are attempted weekly between Lewiston Dam and the North Fork Trinity River (Reaches 1–7) and every other week on the survey reaches downstream of the North Fork Trinity River (Figure 1, Table 1).

This update provides preliminary data on this season's redd observations as of December 5 (Table 1). Figure 2 compares preliminary 2025 cumulative redd counts in Reaches 1–10 with the previous 23 years (2002–2024). Redds constructed by Chinook and Coho salmon are not differentiated until the end of the season when they are apportioned by species (Chinook or Coho salmon) and origin (hatchery or natural) using carcass data.

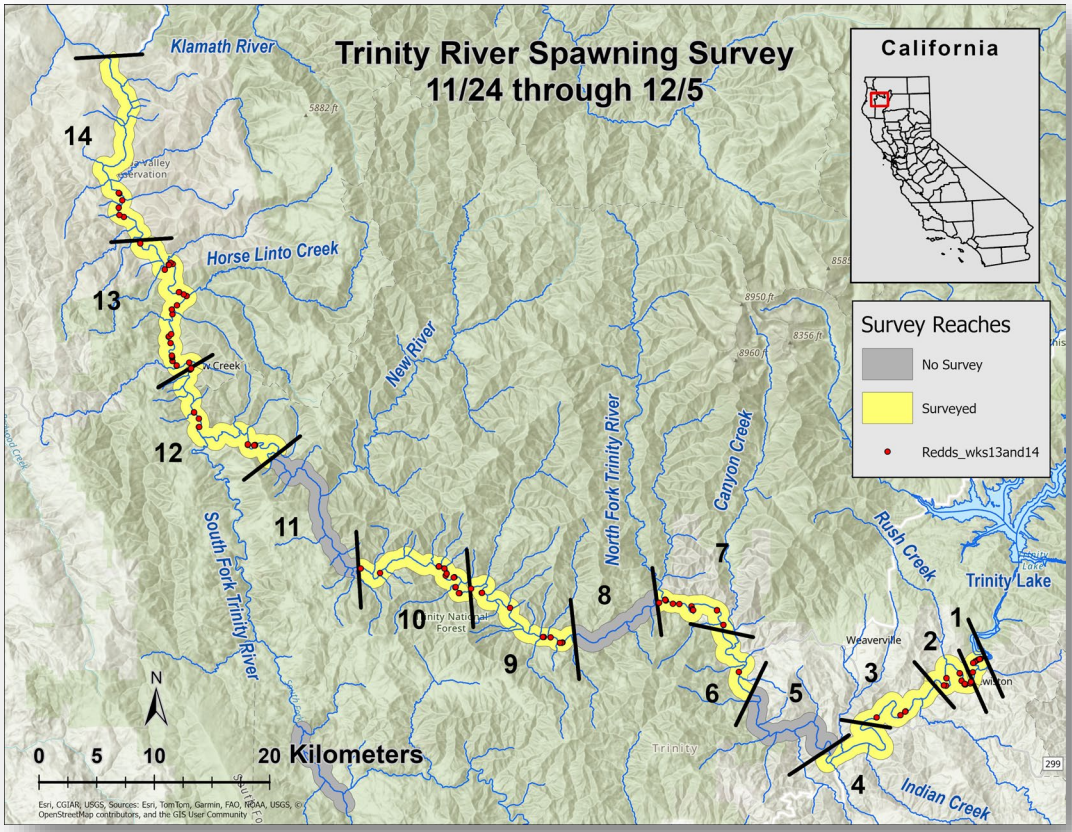

Figure 1. Mainstem Trinity River salmon redds mapped during the November 24-December 5 surveys.

Table 1. Preliminary count of redds by reach from the fall 2025 mainstem Trinity River redd survey as of December 5. Reach 8 (Pigeon Point Run) and Reach 11 (Burnt Ranch Gorge) are not surveyed due to abundant whitewater.

Week start	Reach														
	1	2	3	4	5	6	7	8	9	10	11	12	13	14	Total
Sep 1	6	1	-	-	-	-	-								**7**
Sep 8	15	2	5	2	2	1	0		0	0					**27**
Sep 15	8	4	2	3	1	1	1					0	0	NS	**20**
Sep 22	24	17	22	17	16	1	0		1	0					**98**
Sep 29	43	31	34	39	22	10	31					0	NS	0	**210**
Oct 6	63	48	62	54	42	18	29		80	NS					**396**
Oct 13	23	22	50	18	18	37	65			90		30	14	NS	**367**
Oct 20	55	44	83	NS	76	43	71		156	109				20	**657**
Oct 27	25	52	56	82	11	28	35					86	76	NS	**451**
Nov 3	15	7	12	NS	22	37	59		NS	NS					**152**
Nov 10	32	35	NS	27	NS	NS	NS		48	2		NS	NS	NS	**144**
Nov 17	140	92	13	NS	29	1	3		NS	NS		31			**309**
Nov 24	4	27	NS	NS	NS	NS	NS					NS	30	41	**102**
Dec 1	9	3	5	0	NS	1	15		15	21		38			**107**
Dec 8	-	-	-	-	-	-	-					-	-	-	**-**
Dec 15	-	-	-	-	-	-	-					-	-	-	**-**
Total	**462**	**385**	**344**	**242**	**239**	**178**	**309**		**300**	**222**		**185**	**120**	**61**	**3,047**

'NS' = no survey **These data are preliminary and subject to revision.**

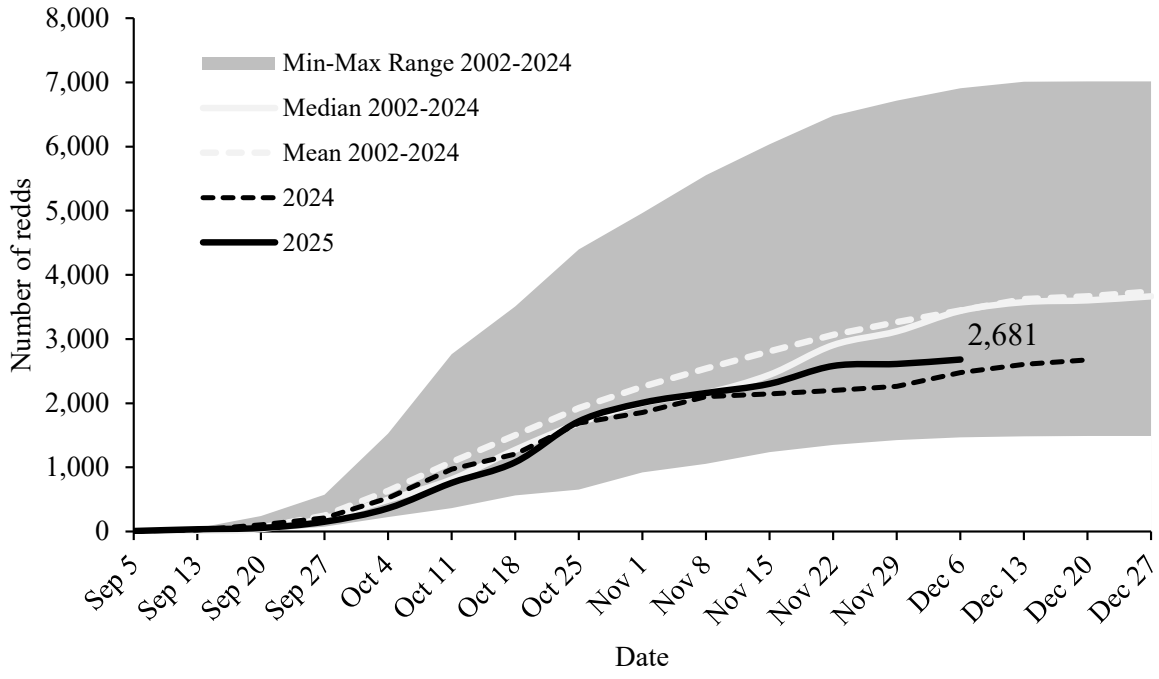

Figure 2. Cumulative redd counts in Reaches 1–10 of the mainstem Trinity River in 2025 as of December 5 compared to the range of counts from 2002 to 2024.

The spawning success (i.e., pre-spawn mortality versus partially and fully spawned) of female salmon in the Trinity River are tracked during the spawn surveys. Only 'fresh' carcasses, those that exhibit minimal decay, are used for assessing pre-spawn mortality because carcasses with extensive decay may not retain unspawned eggs. As of December 5, 693 fresh female Chinook Salmon carcasses have been observed, 5 (0.7%) of which were unspawned.

For more information regarding mainstem Trinity River redd surveys, please contact Steve Gough (steve_gough@fws.gov).



Photo by M. Bradford, CDFW