

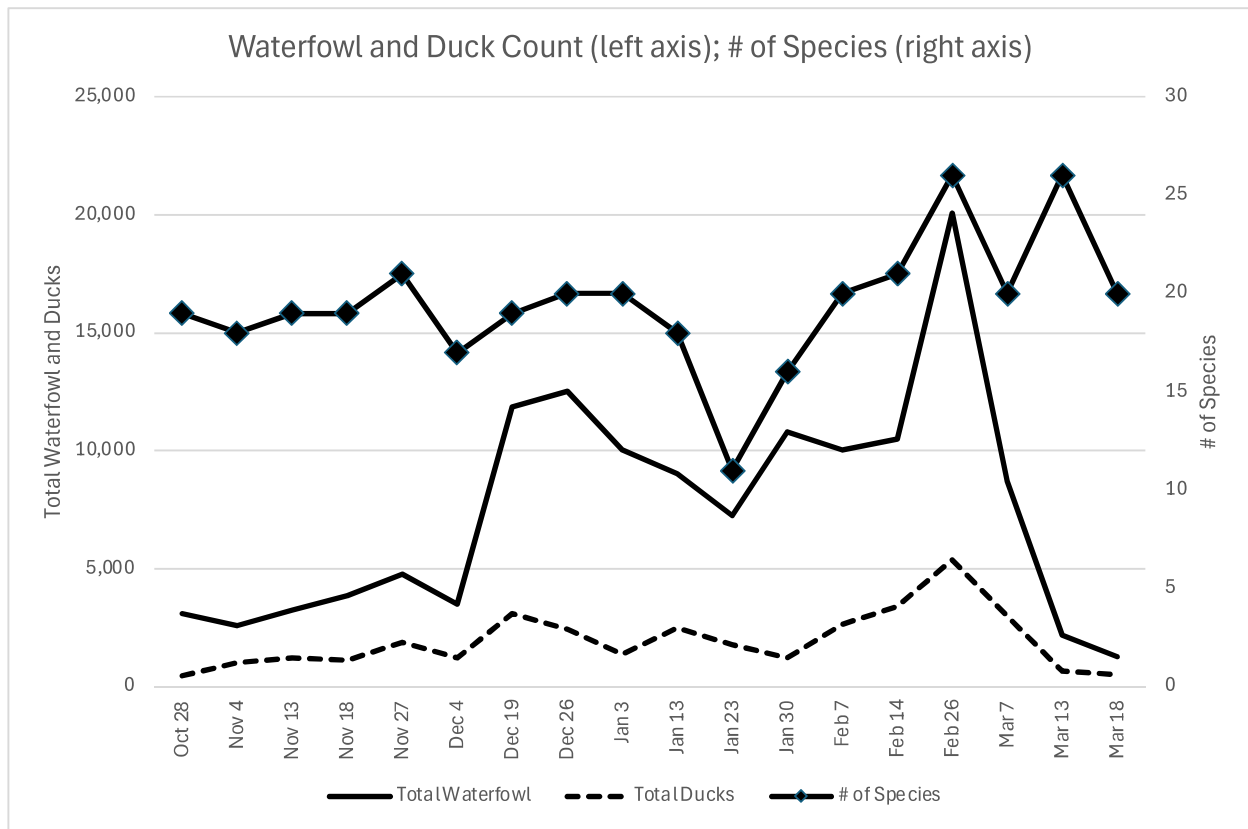
Blackwater National Wildlife Refuge
Weekly Waterfowl Count
Summary Report for the 2024-2025 Count Season

- This season's weekly waterfowl counts were conducted beginning on October 28, 2024, and ending on March 18, 2025, with a total of 18 counts carried out during this period.
- A total of 135,396 waterfowl were counted during this season, resulting in a mean of 7,522 and a median of 7,981. The high count occurred on February 26, with a total of 20,074 birds counted that day.
- Thirty-eight species were included in this season's count, with a mean of 19 and median of 20 species. A maximum of 26 species occurred on February 26.
- The table below shows the total count by species, ranked from high to low:

Rank	Species	Total Count	Rank	Species	Total Count
1	Canada Goose	73,897	20	Wood Duck	119
2	Snow Goose	18,871	21	Forster's Tern	115
3	Mallard	18,382	22	Wilson's Snipe	70
4	Northern Pintail	7,149	23	Red-breasted Merganser	64
5	Green-winged Teal	6,026	24	Bufflehead	26
6	Tundra Swan	3,513	25	Long-billed Dowitcher	24
7	Ring-billed Gull	1,935	25	Great Egret	24
8	American Black Duck	1,305	27	Gadwall	18
9	Common Merganser	1,235	28	Double-crested Cormorant	17
10	Dunlin	481	29	American Herring Gull	16
10	American White Pelican	481	30	American Wigeon	15
12	Ruddy Duck	284	31	Black-bellied Plover	14
13	Greater Yellowlegs	225	32	Lesser Yellowlegs	11
14	Laughing Gull	211	33	Blue-winged Teal	5
15	Hooded Merganser	200	34	Pied-billed Grebe	4
16	Great Blue Heron	180	35	Cackling Goose	2
17	Northern Shoveler	179	35	Lesser Scaup	2
18	Killdeer	169	35	Least Sandpiper	2
19	Ring-necked Duck	123	38	American Bittern	1

Chart 1 shows the week-to-week variation from this season's count.

Chart 1



The 2024 drought kept most of the impoundments dry through most of this season. Chart 2 compares the average water gauge level for last season to this season. While both seasons started out dry, precipitation in November and December last season filled the impoundments to desired level, something that didn't occur this season.

Chart 2

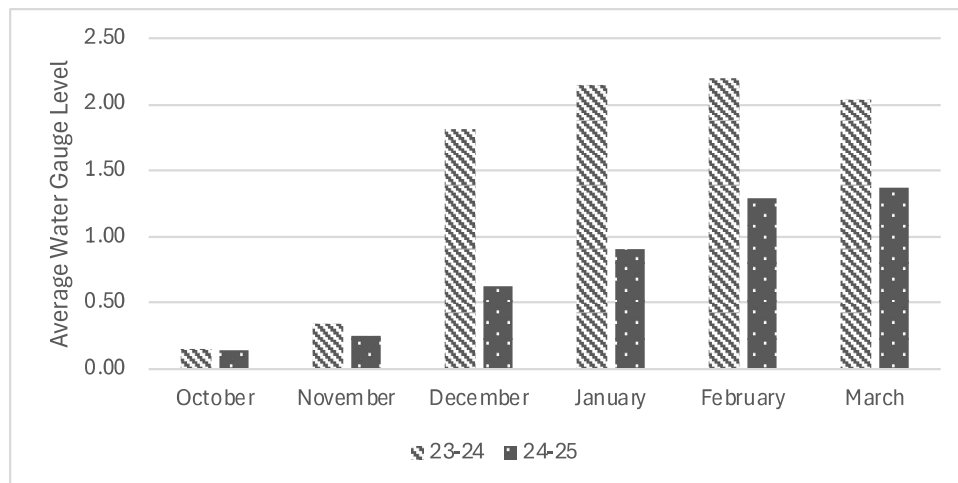
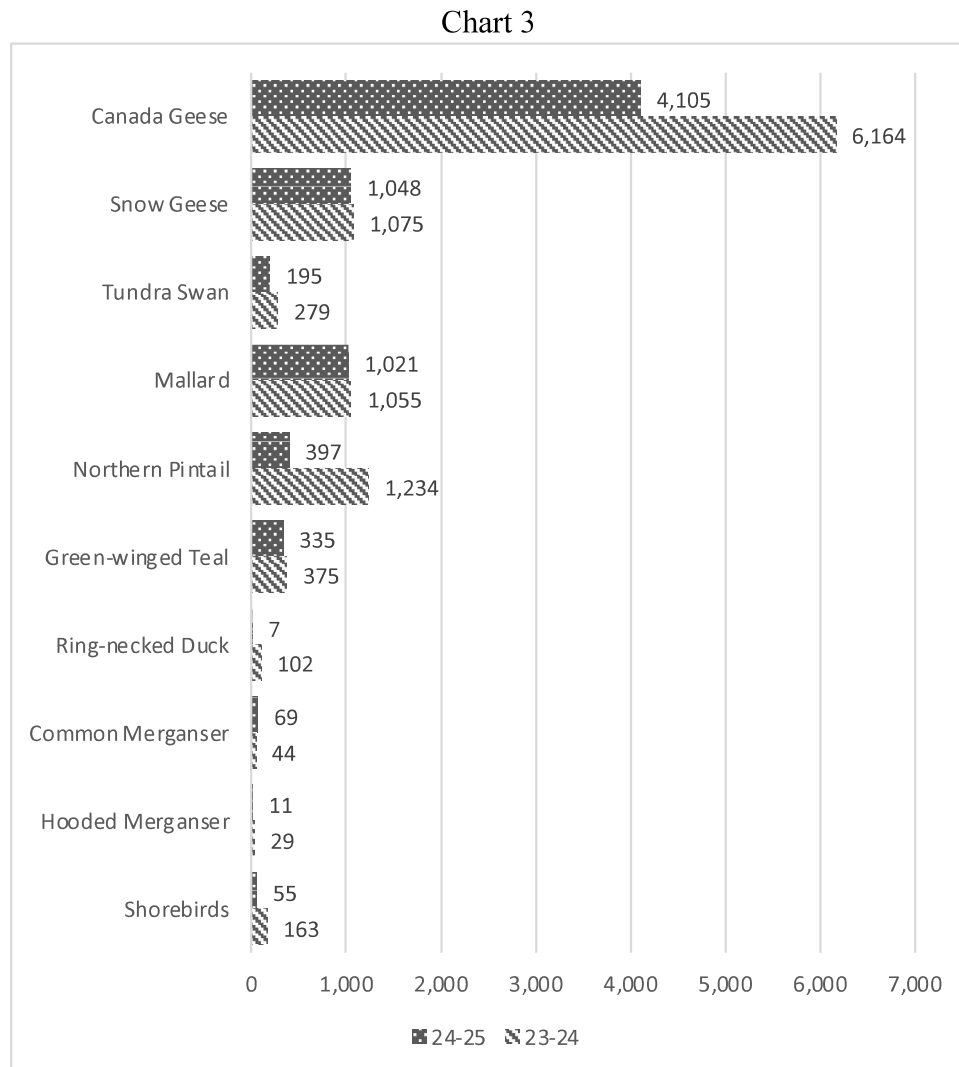


Chart 3 compares the results from this season's count to the results from last season. The upper bar for each species shows the average count for the 2024-2025 season, with the lower bar shows the average count for the 2023-2024 season.

The counts for Canada Geese, Tundra Swans, Northern Pintail, Ring-necked Duck, Hooded Mergansers, and Shorebirds were all significantly lower this season compared to last season. Snow Geese and Mallard were comparable, and Common Merganser were somewhat higher.



Individual species accounts follow showing the counts for this season, by date and by location. The accounts are arranged by species from the highest to lowest count. The last page contains information on five species that were included in only one of the counts during the season.