

LYONS FERRY COMPLEX ANNUAL OPERATIONS PLAN

For the Period of

OCTOBER 1, 2022 – SEPTEMBER 30, 2023

Prepared by:


Washington Department of Fish and Wildlife



Nez Perce Tribe



**Confederated Tribes of the
Umatilla Indian Reservation**



**Funded By the Bonneville
Power Administration through
the
Lower Snake River
Compensation Program**



TABLE OF CONTENTS

PREAMBLE	1
I. INTRODUCTION	2
A. <i>Facilities</i>	2
1. Lyons Ferry Hatchery	3
2. Tucannon Hatchery	3
3. Cottonwood Acclimation Facility	4
4. Dayton Acclimation Facility	5
5. Curl Lake Acclimation Facility	5
6. Fall Chinook Acclimation Project (FCAP)	5
B. <i>Fish Production Summary</i>	5
II. SNAKE RIVER FALL CHINOOK	9
A. <i>Fish on Hand</i>	10
B. <i>Trapping</i>	10
1. Lyons Ferry Hatchery	11
2. Lower Granite Dam	11
C. <i>Spawning</i>	11
D. <i>Rearing</i>	12
E. <i>Tagging, Transfers and Releases</i>	13
III. TUCANNON SPRING CHINOOK	15
A. <i>Fish on Hand</i>	15
B. <i>Tagging, Transfers, and Releases</i>	15
C. <i>Spawning / Outplants</i>	16
D. <i>Rearing</i>	16
E. <i>Trapping</i>	17
IV. ASOTIN CREEK SPRING CHINOOK	17
V. TOUCHET SPRING CHINOOK	18
A. <i>Fish on Hand</i>	18
B. <i>Tagging, Transfers, and Releases</i>	18
C. <i>Spawning</i>	18
D. <i>Rearing</i>	19
E. <i>Trapping</i>	19
VI. SUMMER STEELHEAD - GENERAL	20
VII. TOUCHET SUMMER STEELHEAD	20
A. <i>Fish on Hand</i>	21
B. <i>Tagging, Transfers, and Releases</i>	21
C. <i>Trapping</i>	21
D. <i>Spawning</i>	22
E. <i>Rearing</i>	22
VIII. TUCANNON SUMMER STEELHEAD	22
A. <i>Fish on Hand</i>	22
B. <i>Tagging, Transfers, and Releases</i>	23
C. <i>Trapping</i>	24
D. <i>Spawning</i>	24
E. <i>Rearing</i>	24

IX. WALLOWA SUMMER STEELHEAD.....	25
A. <i>Fish on Hand</i>	25
B. <i>Tagging, Transfers, and Releases</i>	25
C. <i>Trapping</i>	26
D. <i>Spawning</i>	26
E. <i>Rearing</i>	27
X. SPOKANE RAINBOW TROUT.....	27
A. <i>Fish on Hand</i>	27
B. <i>Tagging, Transfers, and Releases</i>	28
C. <i>Rearing</i>	28
XI. RESEARCH	29
<i>Fall Chinook</i>	29
<i>Spring Chinook</i>	29
<i>Summer Steelhead (by basin)</i>	30
XII. FISH HEALTH	33
A. <i>Guiding Policies</i>	33
B. <i>Monitoring</i>	33
C. <i>Specific Fish Health Management</i>	33
1. BKD Management – Fall Chinook	33
2. BKD Management – Spring Chinook.....	34
3. Summer Steelhead	35
4. Broodstock and Egg Fungus Management	35
XIII. COMMUNICATION.....	36
Appendix A: 2022 Requests for Fall Chinook Production Fish/Eggs	37
Appendix B: 2022 FCH Trapping / Sampling Protocols at LGR	37
Appendix C: 2022 Sorting, Sampling and Mating Protocols at LFH	39
Appendix D: FCAP Facilities	40
Appendix E: 2023 Releases - Fall Chinook Pit Tag Allocation (<i>US v OR</i> agreement)	44
Appendix F: Tucannon spring Chinook Sliding Scale	45
Appendix G: Tucannon River Summer Steelhead Sliding Scale.....	47
Appendix H: Numbers of PIT Tags and Coded-Wire Tags Implanted	48

List of Figures

Figure 1. Map of the Lower Snake River Compensation Plan (LSRCP) LFC Facilities, and major rivers and streams in Southeast Washington.	2
Figure 2. Smolt-to-Adult survival of WxW (Blue Bars) or WxH (Red Bars) Touchet River endemic stock steelhead to Bonneville Dam based on PIT tags. Note: For survival comparison, Wallowa stock steelhead released from Dayton AF smolt-to-adult survival to Bonneville Dam for 2016, 2017, 2018, and 2019 releases were 1.25%, 0.82%, 1.04%, and 0.59 respectively.	31

List of Tables

Table 1. LFC production capacities (historical design versus current 2022-23 production goals).	7
Table 2. LFC plants and transfers by brood years (BY) – three-year profile.	8
Table 3. <i>US v OR</i> 2018-2027 Management Agreement Table B4.	9
Table 4. BY21 Snake River yearling fall Chinook tagging, transfers and proposed releases.	10
Table 5. Identified areas for fall Chinook juvenile and *adult out planting as presented in the June 1, 2006 Draft SRFMP.	12
Table 6. Proposed BY22 Snake River fall Chinook tagging, transfers and releases.	14
Table 7. Proposed BY21 Touchet River spring Chinook tagging, transfers and releases.	18
Table 8. Proposed BY22 Touchet River spring Chinook tagging, transfers and releases.	19
Table 9. Proposed BY22 Touchet summer steelhead tagging, transfers and releases.	21
Table 10. Proposed BY23 Touchet summer steelhead tagging, transfers and releases.	22
Table 11. Proposed BY22 Tucannon River summer steelhead production.	23
Table 12. Proposed BY23 Tucannon River summer steelhead production.	25
Table 13. Proposed BY22 Wallowa stock summer steelhead production.	26
Table 14. Proposed BY23 Wallowa stock summer steelhead production.	27
Table 15. Proposed BY21 Spokane rainbow trout tagging, transfers and plants	28
Table 16. Proposed BY22 Spokane rainbow trout releases.	29

PREAMBLE

The Annual Operating Plan (AOP) meeting and AOP/SOP documents are planning, coordination and logistics tools that identify the expected implementation of several hatchery operation and research/monitoring activities for the coming year in a transparent, open manner.

It is the responsibility of all AOP parties to participate in AOP meetings, provide follow up information and assistance as requested or needed, and work in good faith to complete the AOP document within the timeframe agreed upon at the AOP coordination meeting. A finalized electronic version of the AOP will be available to all cooperating agencies and serve as the working version of the document.

If a disputed or incomplete item is identified at the AOP meeting and persists to the end of the agreed completion timeframe for finalizing the AOP documents, the AOP will be finalized without the disputed or incomplete section. However, parties to the dispute will add a placeholder in the document, so they can work toward resolution.

After the AOP is finalized, and based on unforeseen or unanticipated circumstances (e.g., lower than expected returns, loss of production, infrastructure issues as examples), changes or deviations from the AOP may be warranted. In those cases, there is an expectation that the lead agency that has identified the issue will communicate with the appropriate AOP parties, through the weekly coordination calls or by email, so they can work collaboratively to address it and/or work towards resolution. Implemented changes should be documented in writing by the lead agency and communicated, to ensure transparency and as documentation of the change. These changes should also be captured in various year-end reports.

I. INTRODUCTION

A. Facilities

Lyons Ferry Complex (LFC; See Figure 1) includes Lyons Ferry Hatchery (LFH), Tucannon Hatchery (TFH), Cottonwood Acclimation Facility (Cottonwood AF), Dayton Acclimation Facility (Dayton AF), and Curl Lake Acclimation Facility (Curl Lake AF).

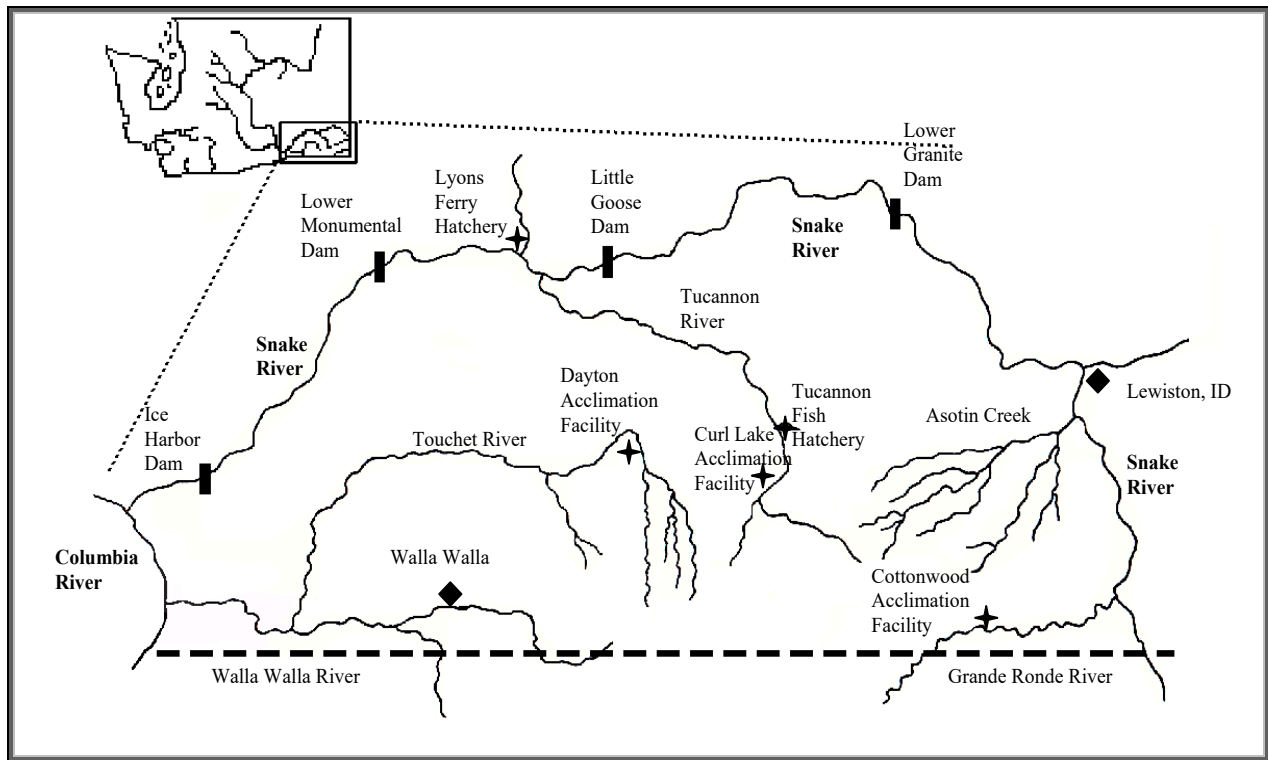


Figure 1. Map of the Lower Snake River Compensation Plan (LSRCP) LFC Facilities, and major rivers and streams in Southeast Washington.

LSRCP funded fish production in Washington began in 1983, with the construction of trout and steelhead rearing facilities at LFH. Construction of salmon hatchery facilities and steelhead acclimation sites followed and were completed in 1985. Major upgrades at TFH also occurred at that time, and operation of that facility has been funded by LSRCP ever since. Production at all facilities has been directed toward meeting established hatchery adult return goals of 18,300 fall Chinook, 1,152 spring Chinook, 4,656 summer steelhead; plus providing 67,500 angler days of fishing opportunity from 79,000 pounds of rainbow trout production (currently planted at 2.5 fish per pound (fpp)). In addition to these LSRCP adult return goals to mitigate for expected hydro system losses (approximately 48% of total desired population returns), the LSRCP hatchery program has contributed to conservation efforts to maintain and restore native populations of salmon and steelhead. Additional hatchery production of jumbo-sized (1.5 pounds each) rainbow trout at TFH that historically was state funded is now funded by the Tri-State Steelheaders (non-profit organization).

1. Lyons Ferry Hatchery

The LFH is located along the Snake River at river mile (RM) 59.1, directly below the confluence of the Palouse River in Franklin County, Washington (Figure 1). Initially it was operated as two separate facilities. Washington Department of Wildlife (WDW) operated the north-side hatchery, producing steelhead and rainbow trout. Washington Department of Fisheries (WDF) operated the south-side hatchery, rearing spring and fall Chinook. A merger of the two agencies in 1994 led to a merging of the two facilities and has since been operated by the Washington Department of Fish and Wildlife (WDFW) through LSRCP funding as LFH.

LFH facilities include two incubation buildings with office space and feed storage, plus adult fish trapping, holding and spawning structures. A visitor center provides interpretive information for guests of the hatchery. There are eight residences on-site for staff to fulfill security and emergency response needs.

The LFH rearing facilities include twenty-eight raceways at 10 ft x 100 ft x 2.8 ft and nineteen raceways at 10 ft x 88.5 ft x 3.5 ft. The raceways rear all species produced at LFH (spring and fall Chinook, summer steelhead, and rainbow trout). These raceways are covered in 2" square mesh netting. There are three large rearing lakes (643,500 cubic feet (ft³) of water each; 1,100 ft x 90 ft x 6.5 ft dimensions) which are also covered in 2" netting. Netting has significantly reduced predation since being installed in 2006-08. The steelhead and spring Chinook adult holding facilities include three 83 ft x 10 ft x 5 ft adult raceways with an enclosed spawning building incorporated over the center of these ponds. There are four 8.5 ft x 150 ft x 4.3 ft and four 10 ft x 150 ft x 4.3 ft adult fall Chinook salmon holding ponds, which also accommodate fall Chinook subyearling rearing in the spring months. The incubation facilities include 112 full Heath Tray stacks (2 units of 8 trays each) of vertical incubators in the south-side hatching building, and 88 shallow eyeing/hatching troughs and four 3.75 ft x 27.5 ft x 2 ft intermediate rearing troughs in the north-side hatching building.

Water is supplied to LFH from the Marmes pump station, which has emergency power backup generation that was completely upgraded between 2013 and 2016. In October of 2018 half of the new gear from the recent upgraded burnt up. All gear and both generators were replaced between 2019 and 2021. The final phase of the project will be finished in 2023 which involves a new building to house the generators and new ac for the existing building with the all the switch gear. The Marmes pump (wells) facility has three 300 horsepower (hp) pumps, four 200 hp pumps and one 75 hp pump. The well water right for LFH is 53,200 gallons per minute (gpm), or 118.5 cubic feet per second (cfs) of flow and water temperature is a constant 52°F.

2. Tucannon Hatchery

The TFH is located along the Tucannon River, between the towns of Dayton and Pomeroy Washington, at RM 36 in Columbia County (Figure 1). Fish production began in 1949 by the WDW. In 1983, construction began to remodel the hatchery as part of a transfer of ownership to LSRCP. Since November 1986, when construction was completed, the LSRCP has funded operations.

The TFH includes a combined incubation and office building, back-up power generation building, feed storage shed, shop, domestic water building, two well houses and a spring water collection building. There is also a river intake and adult trapping facility located upstream of Rainbow Lake along the Tucannon River, (Rainbow Lake intake). There are two residences for staff on site to fulfill security and emergency response needs.

The TFH is supplied with three different water sources, (river, well, and spring). River water is captured from the Tucannon River at the Rainbow Lake intake and ranges in temperatures from 33 to 60 °F during use by the hatchery. The Rainbow Lake intake is located one half mile upstream of the hatchery. The captured water from the intake travels down an open channel into Rainbow Lake. From the outlet of Rainbow Lake, the water travels through an 18" above ground pipeline (replaced in 2005) to TFH. Rainbow Lake functions as a reservoir to provide the hatchery with cooler water in the summer months and warmer water in the winter months. It also provides a pool of water to draw from when encountering adverse intake conditions along the Tucannon River, resulting in temporary loss of water flows. An estimated 24-36 hours of water supply is currently available following a dredging and restructuring project at Rainbow Lake that was completed in 2018. The water right for the Rainbow Lake intake is 16 cfs. Well water is pumped from two separate sources to an aeration tower, and then gravity fed to the rearing units and the domestic pump building. The combined well water right is 2 cfs, with temperatures from well #2 between 54 – 57 °F and well #3 a constant 61 °F. Spring water is pumped from an underground collection site to the same aeration tower as the well water and gravity fed to the rearing units. The water right for spring water is 5.3 cfs and has a nearly stable temperature of 51 or 52 °F.

The rearing vessels at TFH include 40 concrete 1 ft x 15 ft x 0.5 ft shallow troughs, six concrete round ponds approximately 40 ft in diameter with a maximum of 2,660 ft³ of rearing area each, two concrete 10 ft x 80 ft x 3 ft raceways, one concrete 15 ft x 136 ft x 5 ft raceway and one earthen rearing pond with a maximum of 136,221 ft³ of rearing space (170 ft x 200 ft x 6.5 ft). Species reared at TFH include rainbow trout, spring Chinook and summer steelhead.

3. Cottonwood Acclimation Facility

Cottonwood AF is located along the Grande Ronde River at RM 28.7, directly above the confluence of Cottonwood Creek in Asotin County, Washington (Figure 1). Construction was completed in February 1985. This facility includes a small trailer for use by staff required to be always on-site while the pond is in operation, a small storage building, and an adult trapping facility on Cottonwood Creek. Cottonwood AF has a concrete channel with earthen walls and holds ~357,000 ft³ of water, with a water right of 2,694 gpm (6 cfs) for the period January 1st through July 1st. The pond is supplied with water from Cottonwood Creek through a gravity water supply system, with the intake integrated into the adult trapping facility located ~ 0.10 miles above the pond. Water temperatures range from 34 to 52 °F during operation of the facility. The pond is presently used for acclimation and release of Wallowa stock summer steelhead into the Grande Ronde River.

4. Dayton Acclimation Facility

Dayton AF is located along the Touchet River at RM 53 in Columbia County, Washington (Figure 1). Construction of the Dayton AF was completed in October 1986. This pond is asphalt lined and holds ~ 200,000 ft³ of water, with a water right of 2,694 gpm (6 cfs) for the period of Jan 1st – June 1st of each year. The pond is supplied with water from the Touchet River through a gravity water supply system, with the water intake located at the adult trapping and bypass facility approximately 0.3 miles upstream.

Water temperatures during acclimation range from 34 to 52 °F. The pond is located adjacent to the Snake River Lab evaluation office and has a storage garage for equipment and feed, and has a small trailer for use by staff required to be always on-site while the pond is in operation. The pond is presently used for acclimation and release of Carson stock Spring Chinook, and both Wallowa and Touchet stock summer steelhead. The water intake for the Dayton AF, adult trap, and fish ladder structure was rebuilt in 2008 and serves multiple functions. During the late spring and summer months, local irrigators collect water from this intake via a separate screen box and pipeline.

5. Curl Lake Acclimation Facility

Curl Lake AF is located along the Tucannon River at RM 41 in Columbia County, Washington (Figure 1). The construction of Curl Lake AF was completed in February 1985. Curl Lake AF is an earthen pond holding ~ 784,000 ft³ of water, with a water right of 2,694 gpm (6 cfs). The pond is supplied with water from the Tucannon River through a gravity water supply system and is currently utilized for acclimation of Tucannon summer steelhead and may be used in the future (again) for spring Chinook. Water temperatures during acclimation range from 34 to 48 °F. Following the steelhead release, the pond is stocked with resident trout for fishing. The pond is emptied after fishing season ends October 31st each year.

6. Fall Chinook Acclimation Project (FCAP)

In addition to WDFW acclimation sites, in 2022 LFC will provide about 1,900,000 subyearling fall Chinook to three acclimation facilities operated by the Nez Perce Tribe (NPT): Pittsburg Landing - 600,000 subyearlings, Captain John's Rapids - 650,000 subyearlings and Big Canyon - 650,000 subyearlings. Each of these facilities will conduct two acclimation periods, with 450,000 or 400,000 in the first, and 200,000 in the second. Greater details of these facilities and their operations can be found in Appendix D.

B. Fish Production Summary

Annual hatchery production is intended to meet LSRCP adult return goals for several species. Current production levels are set to both conserve and rebuild the Chinook populations, or to meet the adult hatchery return goals for steelhead while minimizing any adverse effects on Endangered Species Act (ESA) listed salmon and steelhead (Table 1; Table 2). Production levels for salmon and steelhead at LFC have been approved through the *U.S. v Oregon (US v OR)* 2018-2027 Management Agreement and specified in species specific tables within. The overall fall Chinook production goal is 4.25 million smolts (includes LFH, FCAP, and Idaho

Power Company releases). The spring Chinook production goal is 475,000 smolts per year, 225,000 Tucannon stock for the Tucannon River and 250,000 Carson stock for the Touchet River. LFC is currently utilizing two hatchery steelhead stocks (Wallowa and Tucannon) to fulfill harvest mitigation objectives under LSRCP, and utilizes two stocks (Touchet and Tucannon), for conservation purposes in the Touchet and Tucannon rivers. The summer steelhead production goal is 585,000 (385,000 Wallowa stock, 150,000 Tucannon Stock, and 50,000 Touchet stock).

It is important to stress that *any* change to a specific program at LFH or TFH will potentially impact the other programs, so “current capacity” values shown in Table 1 represent rearing limits *as the programs are structured today*. Additionally, restrictions anywhere within the rearing cycle will determine program size. Restrictions can be rearing vessels, water, tagging groups and schedules, fish management decisions regarding harvest or adult return contribution and carrying capacity, etc.

Monitoring and Evaluation (M&E) has been ongoing since 1983 and 1985 for summer steelhead and Chinook salmon programs, respectively. Recent emphasis has centered on meeting ESA permitting and recovery planning requirements. Routine monitoring includes fish health examinations and pre-release quality control checks (length, weight, K-factor, fin clips and tag retention) that is completed on all WDFW releases.

Table 1. LFC production capacities (historical design versus current 2022-23 production goals).

Facility	Location River (Mile)	Water Source	Species	Designed Capacity (#Fish)	Designed Capacity (Pounds)	Current Program Capacity (#Fish)	Current Program Capacity (Pounds)
Lyons Ferry ^a	Snake (59)	Wells	Fall Chinook Spring Chinook Steelhead Rainbow TOTALS	9,160,000 132,000 931,200 260,000 10,483,200	101,800 8,800 116,400 86,000 313,000	3,050,000 475,000 585,000 ^d 126,750 4,686,750	131,141 30,033 111,944 48,443 277,357
Tucannon ^b	Tucannon (36)	Wells, Springs, Tucannon R.	Spring Chinook Rainbow Steelhead TOTALS	132,000 210,000 -0- 342,000	8,800 39,285 -0- 48,085	225,000 98,000 50,000 373,000	14,056 43,719 11,111 68,886
Cottonwood AF	Grande Ronde (28.7)	Cottonwood Creek	Steelhead	250,000	31,250	225,000	50,000
Curl Lake AP	Tucannon (41)	Tucannon R.	Steelhead Spring Chinook ^e TOTALS	160,000 160,000	32,000 -0-	50,000 0 50,000	11,111 0 11,111
Dayton AF	Touchet (53)	Touchet R.	Steelhead Spring Chinook TOTALS	125,000 0	27,750 0	150,000 ^c 250,000 400,000	33,333 ^c 25,000 58,333

^a Lyons Ferry Hatchery was designed to accommodate subyearling Chinook based on the traditional density factor of 0.18. However, with regards to fish health, fish quality, increased yearling production, marking strategies that have been implemented since construction, and water composition, the density index must not exceed 0.09 for subyearlings and 0.14 for yearlings.

^b Tucannon Hatchery was initially designed for rainbow and spring Chinook. Following facility modifications in the 1980's, and the construction of Curl Lake as an acclimation site, increased production for rainbow trout, spring Chinook, and incorporating a steelhead conservation program, were all implemented.

^c 50,000 endemic smolts will be added to the AF when volitional release begins on the Wallowa stock. No feeding will occur at this point and fish will be leaving the pond.

^d All steelhead production initially starts at Lyons Ferry, with releases occurring at multiple locations. 60,000 are released at Lyons Ferry, 225,000 at Cottonwood AP, 150,000 at Dayton AP, 50,000 at Curl Lake AP, and 100,000 get direct stream released into the Tucannon River = Total = 585,000.

^e Spring Chinook used to be released at Curl Lake, but due to concerns about predation, and low production levels in more recent years, we switched back to releasing the majority of the production directly from TFH.

Table 2. LFC plants and transfers by brood years (BY) – three-year profile.

Species	Year slated for release/transfer				
	2022 Goal	2022 Actual Plants and Transfers	2023 Goal ^a	Fish/Eggs on Hand For 2023 Goal	2024 Tentative Plan ^a
Fall Chinook					
<u>Yearling releases:</u> LFH-on station	<u>BY 2020</u> 450,000	<u>BY 2020</u> 433,895	<u>BY 2021</u> 450,000	<u>BY 2021</u> 435,000	<u>BY 2022</u> 450,000
<u>Subyearling releases:</u> LFH-on station	<u>BY 2021</u> 700,000	<u>BY 2021</u> 517,161	<u>BY 2022</u> 700,000	<u>BY 2022</u> 0	<u>BY 2023</u> 700,000
NPT – FCAP	1,900,000	1,934,304	1,900,000	0	1,900,000
<u>Eyed Egg Transfers:</u> Irrigon-IPC	<u>BY 2021</u> 1,100,000 ^b	<u>BY 2021</u> 678,462	<u>BY 2022</u> 1,100,000 ^b	<u>BY 2022</u> 0	<u>BY 2023</u> 1,100,000 ^b
Irrigon - Direct – GRR	213,000 ^b	201,049	213,000 ^b	0	213,000 ^b
Spring Chinook (Stock)					
<u>BY 2020</u> Tucannon Hatch (Tucannon)	<u>BY 2020</u> 225,000	<u>BY 2020</u> 42,046	<u>BY 2021</u> 100,000	<u>BY 2021</u> 90,000	<u>BY 2022</u> 195,000
Lwr Tuc River (Tucannon)	0	19,974	20,000	15,000	15,000
Barge Release (Tucannon)	0	0	0	15,000	15,000
Touchet River (Carson)	250,000	275,146	250,000	254,000	250,000
Summer Steelhead (Stock)					
<u>BY2021</u> On Station (Wallowa)	<u>BY 2021</u> 60,000	<u>BY 2021</u> 249,770 ^c	<u>BY2022</u> 60,000	<u>BY 2022</u> 60,000	<u>BY 2023</u> 60,000
Touchet (Wallowa)	100,000	0	100,000	110,000	100,000
Cottonwood (Wallowa)	225,000	136,582	225,000	230,000	225,000
Tucannon (Endemic, Mit)	100,000	64,683	100,000	52,500	100,000
Tucannon (Endemic, Cons)	50,000	52,439	50,000	16,100	50,000
Touchet (Endemic WxW)	50,000	53,924	50,000	58,500	50,000
Spokane Rainbow Trout					
<u>Mitigation</u> Catchables	<u>BY 2020</u> 197,500 79,000lbs	<u>BY 2020</u> 206,226 80,702lbs	<u>BY 2021</u> 197,500 79,000lbs	<u>BY 2021</u> 210,500 79,000lbs	<u>BY 2022</u> 197,500 79,000lbs
Jumbo's	1,000 1,493lbs	1,300 1,955lbs	1,000 1,493lbs	1,000 1,493lbs	1,000 1,493lbs
IDFG Catchables	16,000 5,333lbs	16,300 5,333lbs	16,000 5,333lbs	16,000 5,333lbs	16,000 5,333lbs
Jumbo's – NPT's	1,650 2,64lbs	1,651 2,464lbs	1,650 2,464lbs	1,700 2,464lbs	1,650 2,464lbs
<u>State Program</u> Jumbo's – TSS organization	4,000 5,714lbs	4,105 5,898lbs	4,000 5,714lbs	4,243 5,714lbs	4,000 5,714lbs

^a Based on the *US v. Oregon* table B4.

^b Transfer numbers include an overage to assure meeting mitigation goals due to possible coagulated yolk.

^c Fish incidentally released due to mechanical failure at rotating drum screen from Oct 15, 2021 to Feb 1, 2022

II. SNAKE RIVER FALL CHINOOK

The Snake River fall Chinook program at LFH is the cornerstone of a highly coordinated and integrated artificial program, implemented through the LSRCP, the Idaho Power Company (IPC) Hells Canyon Settlement Agreement, and the Nez Perce Tribal Hatchery (NPTH) with funding through BPA. Broodstock for the program at LFH are primarily collected at Lower Granite Dam (LGR) but may be collected at LFH if trapping at LGR is limited. The *US v OR* 2018-2027 Management Agreement Table B4 shows priority production by release location and marking/tagging schemes for Snake River fall Chinook production at LFH/Irrigon FH (Table 3).

Table 3. *US v OR* 2018-2027 Management Agreement Table B4

Priority	Production Program				
	Rearing Facility	Number	Age	Release Location(s)	Mark/Tag
1	Lyons Ferry	450,000	1+	On Station	450,000 Ad/CWT
2	Lyons Ferry	450,000	0+	Captain John Rapids	200,000 Ad/CWT 250,000 Unmarked
3	Lyons Ferry	450,000	0+	Big Canyon	200,000 Ad/CWT 250,000 Unmarked
4	Lyons Ferry	500,000	0+	On Station	200,000 Ad/CWT 300,000 Unmarked
5	Lyons Ferry	400,000	0+	Pittsburgh Landing	200,000 Ad/CWT 200,000 Unmarked
6	Lyons Ferry	200,000	0+	Captain John Rapids 2	200,000 Ad/CWT
7	Lyons Ferry	200,000	0+	Big Canyon 2	200,000 Ad/CWT
8	Lyons Ferry	200,000	0+	Pittsburg Landing 2	200,000 Ad/CWT
9	Irrigon	1,000,000	0+	Salmon River	200,000 Ad/CWT 800,000 Unmarked
10	Irrigon	200,000	0+	Grande Ronde	200,000 Ad/CWT
11	Lyons Ferry	200,000	0+	On Station	200,000 Unmarked
TOTAL	Yearlings	450,000			
	Subyearlings	3,800,000			

The LFH was initially designed to release 9.16 million Snake River fall Chinook subyearlings (Table 1) at around 90 fpp. The 2022 production release at LFH will be 700,000 subyearlings at about 50 fpp and 450,000 yearlings at about 10 fpp. LFH will transfer another 1,900,000 subyearlings to the FCAP facilities, with size at transfer about 65 - 75 fpp. Size at release goal for the FCAP facilities are 50 fpp. In addition, approximately 1,310,000 eyed eggs will be transferred to and reared at the Oregon Department of Fish and Wildlife's (ODFW) Irrigon Hatchery for the LSRCP and IPC programs. The size at release for the subyearlings at Irrigon FH are also 50 fpp. The IPC program at Irrigon FH will release 1,000,000 subyearlings into the Salmon River near Hammer Creek. Another 200,000 subyearlings will be released into the Grande Ronde River near Cougar Creek as part of LSRCP production.

A. Fish on Hand

Brood Year 2021

At the end of August 2022, LFH had 435,000 juvenile Snake River fall Chinook yearlings on hand. Volitional release at LFH (Table 4) will be in the spring of 2023.

Table 4. BY21 Snake River yearling fall Chinook tagging, transfers and proposed releases.

Site	Expected Transfer	Expected Release	Size (fpp)	Age	Mark/Tag	PIT Tags	Transfer/Release Date
LFH	N/A	435,000	10	1+	435,000 Ad/CWT	10,000	Mid to late March 2023

B. Trapping

Brood Year 2022

Tribal, state, and federal inter-jurisdictional management of fisheries for conservation of natural populations, sharing of harvestable returns and ESA take, trapping of hatchery broodstocks and distribution of fish trapped in excess of brood needs is extremely complex. To better coordinate hatchery and harvest management, agencies in the basin have implemented a structured pre-season planning, in-season coordination, post season review and evaluation process. Weekly in-season coordination teleconferences occur and run projections, harvest estimates and hatchery trapping and broodstock collection data are exchanged. Co-managers have agreed to maximize natural-origin fish that are incorporated into the broodstock. Trapping protocols at LGR (within reasonable assumptions of what the Lower Granite Trap can handle) and broodstock spawning in-season management will be targeted to achieve 30% proportion of Natural Origin in Broodstock (pNOB) if possible.

The trapping objective, (**Appendix B**), for broodstock at Lyons Ferry is up to 2,600 fish (*to meet eggtake goals through Priority 11*) based upon previously observed stray rates, pre-spawning mortalities, and average fecundities. The female collection goal for 2022 is 1,350 (≥ 70 cm). This includes extra females for testing out battery 3 in the incubation room early in the season to ensure we do not have the mortality issue that occurred last year. Throughout the spawning season, males may be used on multiple females, so males are not needed at a 1:1 rate and fewer are generally collected (mainly because males of the appropriate size (>70 cm) are not as

abundant in the run. Brood collection occurs primarily at LGR but may also occur at LFH or NPTH. Adults trapped at NPTH may be used to supplement LFH production shortages of LGR and volunteer adult returns, and vice versa.

1. Lyons Ferry Hatchery

Trapping at LFH will not occur unless necessary to meet broodstock goals.

2. Lower Granite Dam

Trapping and the collection of Snake River fall Chinook for broodstock at LGR is scheduled to begin on August 18th. Collected broodstock are divided between the LFH and NPTH (usually 70:30 ratio) as agreed upon annually, with a predetermined hauling schedule shared between both facilities to meet this need and adjusted as necessary. Additional fish (fish with CWT from an assortment of size and sex) needed for run reconstruction needs will be hauled to LFH (Appendix B). The goal will focus on females in calculating the 70:30 split between the two hatchery facilities.

In 2022, the managers initially agreed to set the trap rate at 60% from August 18th through September 6th, with the trap rate dropping to 18% for the remainder of the season. The trap rate was reduced to 18% on August 30th due to the number of females the hatcheries had already collected for broodstock. The trapping rate will remain the same for the remainder of the season, though changes in the trapping protocol (size and type of fish collected for broodstock) may be altered in-season depending on overall broodstock needs.

C. Spawning

Brood Year 2022

Spawning will occur weekly, generally on Tuesdays and Wednesdays, with a tentative starting date of October 18th. Spawning will continue until late November or early December, as necessary to meet egg-take goals. Per spawning protocols, CWTs on males will be read prior to matings to determine origin and age (we want to avoid using strays and jacks if possible). We will continue to increase the percentage of four and five-year-old fish in the broodstock to offset the past high incorporation rate of jacks in the broodstock and the higher harvest rate of these older age classes in lower river fisheries. Also, the goal for BY22 is to continue the strategy for reducing the number of “true jacks or jills” (i.e., one-salt fish) in the broodstock.

Full exclusion of strays in broodstock is preferred to retain Snake River fall Chinook stock integrity. To abide by the *US v OR* agreement to reach eggtake goals, if broodstock limited, stray females may be included in broodstock if matings including a stray do not exceed 5% of the total numbers of matings at LFH. Eggs from stray females will be incubated separately until we can determine if production goals can be met with Snake River origin females. If the goals can be met without using strays, the progeny will be culled. Jills will not be used in production unless it has been determined that we are broodstock limited. Jills that are spawned are to be mated with true adults. If production goals can be met without using jills: 1) the progeny of jills will be culled after fecundity counts at eye up, or 2) released as unfed fry as they would be tagged by Parental Based Tagging (PBT), with option one as the top preference. See Table 5 for

disposition of these unfed fry. If we are short on males during spawning, jacks may be used if they come from subyearling production groups. Priority would be to keep known Snake River origin jills before keeping gametes from strays.

The mating protocol, (**Appendix C**), will minimize hatchery stray incorporation into the LFH broodstock while incorporating as many natural-origin fall Chinook as possible, striving to maximize pNOB.

Tissue samples (fin clips) will be collected on all spawned fish for PBT tracking. This action began with the 2011 broodstock. Refer to the Hatchery and Genetic Management Plan (HGMP) and its Addendum for the full intent of the marking and tagging program.

Fertilized eggs will be water hardened for one hour in 100 ppm iodophor and incubated in vertical stack incubators. Distribution of progeny to specific release sites is based on BKD ELISA sampling as identified in the fish health section of this document.

There is the potential that surplus Snake River origin fall Chinook may be available at the end of the spawning season once egg take goals have been met. If so, all LGR transported adults with CWT will be sacrificed and sampled if needed for run reconstruction purposes, and any remaining non-CWT fish will be released back into the Snake River according to Table 5. In the event of broodstock releases during an ongoing fishery, the fish will be marked with a top caudal lobe clip to identify them as fish exposed to MS-222 or Aqui-S 20E. Currently LFH is not using Aqui-S as an anesthetic during the spawning process.

Table 5. Identified areas for fall Chinook juvenile and *adult out-planting as presented in the June 1, 2006 Draft SRFMP.

Facility	Out plant Locations		
	Adults/jacks	Fry	Subyearlings
Lyons Ferry Hatchery	-Tucannon River -Grande Ronde River -Mainstem Snake River	-Tucannon River -Mainstem Snake River near LFH -Mainstem Snake River above LGR -Mouth of Palouse River	-Mainstem Snake near Captain John Rapids -Big Canyon -Grande Ronde River -Mainstem Snake downstream of Clearwater River
NPTH	-Lower mainstem Clearwater River, below North Fork	-Lower mainstem Clearwater River	-Lower mainstem Clearwater River

*-According to fish health guidelines, adults receiving antibiotic injections and/or being anesthetized must meet the withdrawal period for the antibiotic and/or anesthetic used prior to out planting.

D. Rearing

Brood Year 2022

Eggs are reared in the vertical incubators and are treated with formalin at a rate of 1:600 to control fungus daily. Eggs are shocked at eye-up around 580 temperature units (TU's). After eggs are picked, vexar screening is added to each tray to simulate substrate. Formalin treatments stop just before hatching. Hatched fry are transferred to raceways for rearing after yolk sac absorption at approximately 1,600 fpp, or approximately 1,900 TU's. Head troughs providing

well water to the incubators are alarmed and visual inspections of flow through the trays along with head trough levels are conducted daily. BY 2022 will be the fifth BY in which all release groups will be independently PBT marked and reared to the release site/time.

In addition to the standard raceways available for rearing fall Chinook, the adult salmon holding raceways are also utilized for subyearling fall Chinook rearing. By utilizing these larger ponds, densities in other raceways are substantially reduced. In addition, this will be the fourth BY that the on-station subyearling release group will be partially reared (April/May) in one of the large rearing lakes, immediately following the release of yearlings from that same lake. All subyearling release groups have a 200,000 Ad/CWT group and the remainder of each release group is unmarked/untagged. The 450,000 on-station yearlings are 100% Ad/CWT. The current density index for fall Chinook subyearlings up to marking is monitored so as not to exceed 0.09 lbs/ft³/in. Density index values can increase on a sliding scale to a maximum value of 0.14 lbs/ft³/in. for yearlings at 10 fpp. These density index goals were developed and agreed upon by all parties to improve fish quality and survival.

E. Tagging, Transfers and Releases

Brood Year 2022

This section outlines the anticipated subyearling and yearling production for BY22 assuming full production of Table 3. All tagging, transfers and releases are listed in Table 6.

Egg Transfers and Marking at Irrigon Hatchery

Irrigon Hatchery will receive 1,360,000 eyed eggs from LFH in mid-December for the IPC program and Grande Ronde direct release (LSRCP program). Coded wire tags for the fish destined for the Grande Ronde will be purchased by WDFW and will have a WDFW Agency prefix. All 200,000 subyearlings will be Ad/CWT marked/tagged, (*Priority 10* in Table 3), with 4,500 PIT tags. See also Table 6. Quality control checks will be completed by WDFW, and PIT tags will be inserted by IPC and WDFW staff as part of a cooperative effort.

Coded wire tags for the Salmon River release will be funded by IPC and will have an ODFW Agency prefix. These fish will be 200,000 Ad/CWT and 800,000 unmarked (*Priority 9* in Table 3), with 4,500 PIT tags. See also Table 6. Quality control checks will be completed by WDFW and funded by IPC. PIT tags will be inserted by IPC and WDFW staff as part of a cooperative effort.

Sub-Yearling Releases

At LFH, a total of 700,000 subyearlings (at 50 fpp) will be released into the Snake River in May 2023. A total of 200,000 will be Ad/CWT marked and the remaining 500,000 will be unmarked, (*Priorities 4 & 11* in Table 3). See also Table 6. WDFW staff will insert 15,000 PIT tags as they are being released into the Snake River at the release structure. Quality control checks are completed by WDFW staff prior to fish going into the rearing lake.

At Irrigon Hatchery, in late May, or by the first week of June at the latest, ODFW will direct stream release 200,000 subyearlings at 50 fpp into the Grande Ronde River at Cougar Creek near the Washington border. In addition, ODFW will also truck and direct stream release about

1,000,000 fall Chinook in mid to late May into the Salmon River at the Hammer Creek boat ramp (50 fpp)

Table 6. Proposed BY 21 and BY22 Snake River fall Chinook tagging, transfers and releases.

Site	Transfer Goal	Release Goal	Size (fpp)	Age	Mark/Tag	PIT Tags	Transfer/Release Date
Irrigon – Salmon River	1,125,000	1,000,000	Eyed Eggs	0+	200,000 Ad/CWT 800,000 Unmarked	4,500 ¹	Dec 2022 (eggs transfer)
Irrigon - Grande Ronde Direct	235,000	200,000	Eyed Eggs	0+	200,000 Ad/CWT	4,500 ²	Dec 2022 (egg transfer)
LFH	N/A	700,000	50	0+	200,000 Ad/CWT 500,000 Unmarked	15,000 ²	May 2023
Capt. John 1	451,000	450,000	75	0+	200,000 Ad/CWT 250,000 Unmarked	26,000 ³	April – 2023 (transfer)
Big Canyon 1	451,000	450,000	75	0+	200,000 Ad/CWT 250,000 Unmarked	11,000 ³	April - 2023 (transfer)
Pittsburg Landing 1	401,000	400,000	75	0+	200,000 Ad/CWT 200,000 Unmarked	26,000 ³	April – 2023 (transfer)
Capt. John 2	201,000	200,000	75	0+	200,000 Ad/CWT	4,500 ⁴	May - 2023 (transfer)
Pittsburg Landing 2	201,000	200,000	75	0+	200,000 Ad/CWT	4,500 ⁴	May – 2023 (transfer)
Big Canyon 2	201,000	200,000	75	0+	200,000 Ad/CWT	4,500 ⁴	May - 2023 (transfer)
LFH	N/A	450,000	10	1+	450,000 Ad/CWT	10,000 ²	March 2023

¹ Provided by Idaho Power Company

² Provided by LSRCP

³ Provided by the Fish Passage Center for Comparative Survival Studies (CSS).

⁴ Provided by the Bonneville Power Administration (BPA).

All FCAP release sites will receive two different release groups of subyearlings, (*Priorities 2, 3, 5, 6, 7 & 8* in Table 3). See also Table 6. All marking and CWT tagging is completed by WDFW in March and April, prior to transfer. PIT tagging may occur prior to and/or post transfer to FCAP acclimation sites. All these subyearling groups are acclimated and released by NPT at a goal of 50 fpp. Quality control checks, PIT tagging, and the purchase of the PIT tags for fish destined for FCAP facilities will be completed by NPT staff. Captain John Rapids (CJR) Acclimation Facility (AF) will receive the first group, 450,000, tentatively on April 24, 2023, with a planned release date of May 11. The second group, 200,000, is planned to be received on May 15 with a planned release date of June 1. Big Canyon (BC) AF will receive the first group, 450,000, tentatively on April 24 with a planned release date of May 10. The second group, 200,000, is planned to be received on May 15 with anticipated release date of May 31. Both release sites will have 200,000 Ad/CWT and 250,000 unmarked/untagged fish in the first groups and 100% Ad/CWT fish in the second groups. Pittsburg Landing (PL) AF will receive the first group, 400,000, tentatively on April 17 with a planned release date of May 3. The second group, 200,000, is planned to be received on May 8 with a release date of May 24. The first group will be comprised of 200,000 Ad/CWT and 200,000 unmarked/untagged fish and the second group will be 100% Ad/CWT.

Yearlings

At LFH, a total of 450,000 yearlings (10 fpp) will be released on-station over a 3-4 day period directly into the Snake River in mid-to-late-March, 2023. All fish will be Ad/CWT'd during July-September 2023 and transferred into Lake 1. A portion of these fish (10,000) will also be PIT tagged at release.

III. TUCANNON SPRING CHINOOK

The Tucannon River Spring Chinook Hatchery production began in 1985 using endemic broodstock. Currently, both natural origin and hatchery supplementation fish are collected for broodstock. Returning adults are collected at the Rainbow Lake Intake and transported to LFH for holding, spawning, hatching and initial rearing. The release goal is 225,000 yearling smolts. WDFW has initiated discussions with co-managers and NOAA Fisheries on different rearing/release strategies within and outside the Snake River basin, along with a potential to reinstate a captive broodstock program in the near future to help preserve this stock.

A. Fish on Hand

Brood Year 2021

At end of August 2022, LFH had 120,000 juvenile spring Chinook on hand.

B. Tagging, Transfers, and Releases

Brood Year 2021

In March 2022, the BY21 progeny were 100% CWT tagged with no fin clip at LFH. The BY21 spring Chinook at LFH will be reared at LFH until late October or early November before they are transferred to the Tucannon FH. To expand on the release strategy alternatives study implemented with the 2020 Brood Year, we plan to have three release groups from TFH in 2023 (TFH release, Tucannon River mouth release, barge release – See Table 2 for the expected number of fish in each study group). Each group will receive 15,000 PIT tags. All fish will be over-wintered at TFH to provide adequate imprinting to Tucannon River water prior to release. Per standard protocols, checks for CWT retention will be conducted when the fish are PIT tagged.

In addition to the above release strategy evaluation, currently, WDFW and the co-managers agree to take 30,000-50,000 fish out-of-basin and acclimate them at the WDFW Kalama Falls hatchery on the Kalama River, a tributary to the lower Columbia River. This alternative rearing/release strategy still needs approval through the PAC process and by NOAA fisheries. This action is being proposed with the hopes of getting higher SAR's which will provide more adults for broodstock or out-planting into the Tucannon River in the future. As proposed, juveniles to be transported will be marked with an external mark (maxillary clip or ventral fin clip) to determine their origin when they return as adults in the Kalama River. Adults collected at Kalama Falls would be sorted and held separately, with Lyons Ferry Complex staff hauling them back to LFH (on a weekly basis, or more frequently) to await spawning. If this proposal cannot be approved / implemented for the 2023 release year, the alternative release options

evaluation (TFH release, Tucannon River mouth release, and a barged release) as noted above will still occur.

C. Spawning / Outplants

Brood Year 2022

The egg take goal for BY22 is approximately 245,000 green eggs. Approximately seventy-five females are needed to meet the egg take goal at a fecundity of 3,500. In 2022, all females were injected when trapped and transported to LFH for adult holding. Trapping began on May 25th and concluded on September 15th. On June 27th we began holding adults for outplanting in August and outplant fish could not be injected. Fish being held for broodstock were inoculated for a second time on July 26th as they were sorted at LFH. In 2022, 166 fish were collected for broodstock.

As with previous years, a 2 x 2 spawning matrix protocol will be followed for Tucannon River spring Chinook spawning at LFH. During spawning, eggs and milt are collected in individual bags and placed in a cooler until fertilization. Spawning matrices are determined after all fish are spawned, all CWTs are checked for origin, and then fertilization takes place at the spawning building. Fertilized eggs are then brought to the dirty room where they are laid down individually into heath baskets, rinsed and placed into heath stacks to water harden in 100 ppm iodophor for one hour. All pre-spawn mortalities and spawned spring Chinook carcasses are disposed of on site or will be used for nutrient enhancement in the upper Tucannon River if possible.

Due to high pre-spawn mortality of adults passed above the trap in the Tucannon River in the past, and expected low returns for 2022, agreement was reached to bring all adults that would be passed above the trap back to LFH to be held for spawning or adult out planting. WDFW has been doing this for seven years. For 2022, 13 males, 18 females and 15 jacks were outplanted in the upper Tucannon River in late August.

D. Rearing

Brood Year 2022

The production goal for BY22 is 225,000 smolts at release. Eggs are treated with formalin daily to reduce fungus and are reared in vertical incubation trays. At eye-up, eggs from individual females are shocked, picked and placed in separate trays with vexar screening to simulate substrate. Upon complete yolk-sac absorption (~1600 fpp), they will be transferred to the north side shallow troughs for introduction to feed or ponded directly into raceways on the south side of LFH.

Due to the low returns, and to provide a safety net for the program, WDFW plans to collect a subset of the BY2022 progeny to be held for a potential captive broodstock program. WDFW and the co-managers are currently in discussion with the Power Planning Council and BPA to acquire funding to support this program. The subset of progeny will be held in small circular tanks during the normal rearing period. If funding can't be acquired, the fish will be added back into the standard production group and released at the normal time.

E. Trapping

Brood Year 2023

Trapping for the spring Chinook broodstock program is conducted exclusively at the TFH adult trap, located upstream of TFH, and incorporated to the Rainbow Lake Intake. Broodstock collection is permitted up to 170 adults. The proportion of hatchery and natural origin adults incorporated into the broodstock is based on the estimated run size and the Tucannon Spring Chinook HGMP sliding scale (Appendix H) and will be adjusted in-season, if necessary, to meet the 225,000 smolt production goal. One-ocean age (jacks: <61 cm FL) fish may be included in the brood at a rate not to exceed 10% of the adult males during low run years.

Adults collected for spawning are transferred by truck to LFH for holding. Adults will receive 167 ppm formalin treatments every-other day to control fungus and decrease pre-spawning mortality

Depending on the pre-season forecast, experience from previous out-planting success, and expected environmental conditions in the Tucannon River in 2023, WDFW (with co-manager agreement) may collect and hold some of the returning adults that would normally be passed upstream to spawn naturally. Until there is certainty as to whether the pre-spawn mortality issues experienced in the past have been resolved, WDFW and the co-managers have agreed that at expected returns of less than 400 fish at the trap, all fish will be trapped and transported to LFH for holding. Adults in excess of broodstock needs will not be injected for outplants in the Tucannon River upstream of the weir for natural spawning in late August (sites to be determined based on numbers of fish available). For expected returns of 400 or more adults returning the Tucannon River at the trap, WDFW and the co-managers agree to pass fish above the Tucannon weir as they are trapped. The initial decision to hold or pass fish will be based on the preseason forecast, but actual implementation will be based on in-season assessments of adult returns based on PIT tags, trapping, etc. and determined via weekly coordination calls between co-managers. In 2023, if fish will be held, all will be brought back to LFH and released back into the river just prior to spawning in late August 2023.

Staff will pass, or collect for holding, hatchery jacks to mimic the NOR jacks returning to the best of their ability and cull the excess hatchery jacks at the trap. Jacks culled at the adult trap will be utilized for food bank or stream enrichment purposes. On a low male proportion year, we will pass more HOR jacks to help ensure there are enough males on the spawning grounds.

IV. ASOTIN CREEK SPRING CHINOOK

WDFW continues to explore options with the co-managers to implement a spring Chinook program in Asotin Creek using Tucannon River stock. This program would allow for another broodstock source in years of low returns and would act as a safety net to the Tucannon River population. Much planning still needs to occur, along with ESA consultation with NOAA Fisheries before such a program can be implemented. WDFW completed a draft HGMP for a conceptual program (2015), but this plan doesn't reflect the current performance of the Tucannon spring Chinook program, the release alternatives being explored (within our out-of-basin) for the stock. WDFW is committed to work with the co-managers and LSRCP in the coming years.

Discussions have also been initiated to discuss possible options of using a different hatchery stock (instead of Tucannon stock), for release in Asotin Creek. This would be an action to fulfill mitigation requirements for spring Chinook under the LSRCF. This could be a temporary action, and if returns to the Tucannon River improve in the future, options to start a program in Asotin Creek using Tucannon River stock could be implemented at that time.

V. TOUCHET SPRING CHINOOK

WDFW brought forth a proposal to PAC in January of 2018 to initiate a harvest mitigation program for spring Chinook in the Touchet River. This proposal was agreed to in PAC, passed on and accepted through the *US vs OR* Policy Committee. The HGMP for this program was submitted and approved by NOAA Fisheries in 2017. Since then, WDFW has received ~275,000 eyed Carson stock eggs annually from either the USFWS Little White Salmon or Carson hatcheries. All hatching and rearing has taken place at LFH, with the first releases occurring in 2020. A sub-sample of smolts will be PIT tagged annually before they are moved to the Dayton AF. Smolts will be released from the Dayton AF in mid to late-March.

A. Fish on Hand

Brood Year 2021

At the end of August 2022, LFH had 254,000 juvenile spring Chinook on hand. This group is in Lake 2 at LFH and will be transferred to the Dayton AF in February 2023 (Table 7).

B. Tagging, Transfers, and Releases

Brood Year 2021

In March 2022, the BY21 progeny were 100% Ad clipped, with a portion (~85,000) CWT tagged at LFH.

Table 7. Proposed BY21 Touchet River spring Chinook tagging, transfers and releases.

Site (Type)	BY21 Release Goal	Expected at release	Size (fpp)	Age	Mark/Tag	PIT Tags	Release Date
Dayton AP Facility	250,000	254,000	12	1+	85,000 Ad/CWT 169,000 Ad Only	15,000	Mid to Late March 2023

C. Spawning

Brood Year 2022

Return year 2022 was the first-year adults (4-years old) returning to the Touchet River from this program. The goal is trap and collect enough fish at the Dayton Adult Trap (DAT) to meet full eggtake needs. However, given uncertainties in expected returns and trapping capabilities as determined by flows and stream conditions in the Touchet River, there may be a need to supplement the egg needs of the program from other facilities that use Carson stock spring Chinook. As such, eggs may continue to be provided from Carson NFH, Little White Salmon NFH, Leavenworth NFH or the CTUIR Walla Walla Hatchery as green or eyed eggs dependent

on adult availability. Staff remained in close contact with the WDFW PAC representative during the trapping season, keeping them updated weekly on estimated returns and broodstock collections.

The egg take goal for BY22 is approximately 270,000 green eggs. Eighty-eight females are needed to meet the egg take goal at a fecundity of 3,500. Females are captured at DAT and injected through July 1st and then transported to LFH. These females were inoculated for a second time on July 26th. In 2022, 26 fish were collected for broodstock at DAT.

Similar to the Tucannon spring Chinook program, we plan to use a 2 x 2 spawning matrix protocol when possible for the Touchet spring Chinook program. However, given the low number of adults collected in 2022, and depending on the number of ripe males available on a given spawn day, a 1x1 cross may be used. During spawning, eggs and milt will be collected in individual bags and placed in a cooler until fertilization. Fertilized eggs are then brought to the dirty room where they are laid down individually into heath baskets, rinsed and placed into heath stacks to water harden in 100 ppm iodophor for one hour.

D. Rearing

Brood Year 2022

The production goal for BY22 is 250,000 smolts at release (Table 8). Eggs are treated with formalin daily to reduce fungus and are reared in vertical incubation trays. At eye-up (if we receive green eggs), eggs from individual females are shocked, picked and placed in separate trays with vexar screening to simulate substrate. Upon complete yolk-sac absorption (~1600 fpp), they will be ponded directly into raceways at LFH. These fish will also be reared in one of the large rearing lakes at LFH.

Table 8. Proposed BY22 Touchet River spring Chinook tagging, transfers and releases.

Site (Type)	BY22 Release Goal	Expected at release	Size (fpp)	Age	Mark/Tag	PIT Tags	Transfer/Release Date
Dayton AP Facility	250,000	250,000	12	1+	85,000 Ad/CWT 165,000 Ad Only	15,000	March 2024

E. Trapping

Brood Year 2023

For BY23, WDFW will trap returning adults (HOR and NOR) at the DAT, which will immediately be transferred to LFH for holding/spawning. Depending on survival and returns in 2023, it's anticipated that we may have to get some eggs from Carson or Little White Salmon NFH's until we have enough adults returning to meet broodstock needs. Our trapping experience in 2022 was not what WDFW considers a typical water year on the Touchet River. Stream conditions greatly affected the ability for WDFW to trap fish in Dayton. Under normal stream flow conditions, we expect to be more successful. However, another alternative that is being explored and has been preliminarily discussed with CTUIR would be to collect broodstock from returns in the Umatilla River, or the Walla Walla River from Nursery Bridge (both Carson

stock origins). A formal broodstock trapping plan / agreement has been drafted by CTUIR at this time, but additional reviews / discussions are needed before this can be implemented. Conversely, if more adults return to DAT than what's required for broodstock needs, fish may be provided to CTUIR for their brood needs at the SF Walla Walla facility or passed upstream for natural spawning.

VI. SUMMER STEELHEAD - GENERAL

The LFC currently uses two stocks of steelhead in the Snake River basin, (Tucannon and Wallowa) and two stocks in the Walla Walla basin (Touchet and Wallowa). The Wallowa stock is a non-endemic stock and was originally collected by ODFW from Lower Snake River dams (likely comprised of both A- and B-run fish from Washington, Oregon, and Idaho), and then released in the Wallowa River in the Grande Ronde Basin. The Wallowa stock steelhead will be released in the Grand Ronde and Touchet rivers, and on-station at LFH into the Snake River.

The NMFS 1999 Biological Opinion ruled that continued use of Lyons Ferry and Wallowa stocks were causing jeopardy to listed ESU Steelhead populations in the Snake and mid-Columbia rivers. It was recommended by NMFS to convert to endemic stock populations where possible. The Touchet and Tucannon endemic broodstock programs began with BY2000. Additional changes to the steelhead program are likely in response to results from evaluation of fish stock performance and ESA related concerns regarding the ongoing releases of Wallowa stock steelhead into the Snake, Touchet and Grande Ronde rivers. Such changes may require a departure from the general mitigation approach used for steelhead so far, but also will need careful planning to ensure that the change can be implemented within the limits of the hatchery facilities now or as planned to exist soon.

VII. TOUCHET SUMMER STEELHEAD

The Touchet River summer steelhead program is considered an endemic program. The current goal of this program is to produce 50,000 smolts annually released at ~4.5 to 6 fish/lb. Should this program ever be expanded to replace the Wallowa stock program in the Touchet River, the production goal would likely increase to 100,000-150,000 smolt annually, depending on co-manager agreement.

Through BY2014, all production was derived from natural parentage broodstock. Between BY2015 to BY2018, per co-manager agreement, WDFW conducted a study which incorporated hatchery origin returns (Touchet stock – CWT only fish) into the broodstock to test smolt to adult survival differences, and whether incorporating hatchery fish into the program would increase the relatively poor survival we've observed from this program since it began in 2000. During fertilization, crosses consisted of either WxW or HxW origin fish. To simplify the matings and during broodstock collection females were either hatchery or wild origin, while only wild origin males were collected each year. For each study year, 5,000 PIT tags each were inserted into each rearing group (WxW or HxW). See the research section for completed study results. A management decision about how to move forward with this program needs to occur. With the study complete, broodstock collections switched back to 100% NOR in 2019.

Broodstock adults are trapped on the Touchet River at DAT and transferred to LFH for holding and spawning. Historically, progeny from this program were planted in the North Fork of the Touchet River as yearlings each spring. Starting in BY15 (same year the mating study was initiated), smolts were trucked to the Dayton AF and allowed 10 to 14 days to acclimate with the Wallowa stock at the time the volitional release began. At the end of the acclimation period, the remaining fish will be forced out to the Touchet River. All adults trapped and handled are anesthetized by electronarcosis (EN).

A. Fish on Hand

Brood Year 2022

At the end of August 2022, LFH had an estimated 58,500 Touchet River summer steelhead juveniles on hand.

B. Tagging, Transfers, and Releases

Brood Year 2022

In September, all Touchet River endemic stock steelhead were CWT tagged, with no external fin clips, thereby making them unsusceptible to sport fisheries. Smolts will be put into the Dayton AF and allowed to comingle with the Wallowa stock and then volitionally outmigrate with the Wallowa stock (Table 9). Identified juveniles in excess of program needs (>55,000) will be outplanted as fry/fingerling in the Touchet River in late summer/fall, unmarked/untagged.

Table 9. Proposed BY22 Touchet summer steelhead tagging, transfers and releases.

Site	BY22 Goal	Expected at release	Size (fpp)	Age	Mark/Tag	PIT Tags	Transfer/Release Date
Dayton AP Facility	50,000	55,000	4.5 to 6	1+	No Mark, 100% CWT	5,000	April 2023

C. Trapping

Brood Year 2023

Trapping of BY23 Touchet River endemic stock will begin in January or February (depending on seasonal weather) at the DAT and is generally completed by early May. WDFW evaluation staff checks the trap daily, using EN to calm the fish for handling, transferring only a portion of NOR adults to LFH based on broodstock needs. All remaining NOR's and any captured endemics are released upstream of the trap. All trapped Wallowa stock fish are: 1) transferred to the Dayton Juvenile Fishing Pond to remove them from the river and provide additional fishing opportunities within Dayton, 2) sacrificed for CWT retrieval, and/or 3) donated to a local food bank.

Current survival estimates indicate that 14-15 spawned females (depending on age structure) should provide enough eggs to meet the smolt production goal (Table 10). Per co-manager agreement, WDFW evaluation staff target collecting 16 females and 20 males for the broodstock (100% NOR).

D. Spawning

Based on fecundity and survival estimates, LFH typically spawns 14-15 females to provide 65,000 green eggs for the program. Up to 55,000 smolts may be reared full cycle and planted as yearlings in the spring. Fish more than 55,000, will be planted into the Touchet River as fry/fingerlings in the late summer/fall, unmarked/untagged. Spawning usually occurs in March and April. A matrix-type spawning protocol is employed, (2x1; two males to every female), to increase the effective breeder population (N_b) due to the relatively small founding population for this program. If not enough males are ripe to achieve this goal; 1:1 spawning is employed.

E. Rearing

After spawning, fertilized eggs are water hardened in 100 ppm iodophor. They are incubated in down-welling iso-incubation buckets (one fish per bucket) until the eggs eye up. The eyed eggs are shocked, ran through an automated egg sorting machine or handpicked and enumerated, and placed in hatching baskets suspended over shallow troughs. After hatch and swim-up, they are introduced to feed, and transferred to intermediate raceways at around 500 fpp in June. They are transferred again to outside raceways at roughly 200 fpp in July.

Table 10. Proposed BY23 Touchet summer steelhead tagging, transfers and releases.

Site	BY23 Goal	Expected at release	Size (fpp)	Age	Mark/Tag	PIT Tags	Transfer/Release Date
Dayton AP Facility	50,000	50,000	4.5 to 6	1+	No Mark, 100% CWT	5,000	April 2024

VIII. TUCANNON SUMMER STEELHEAD

The Tucannon River summer steelhead program is considered an endemic program, meaning all original production was derived from natural parentage, and in later years, from 1st generation hatchery reared endemic stock fish as well. The adults for this program are collected at TFH and their progeny planted in the Tucannon River as yearlings. Current release goal is 150,000 smolts at 4.5 to 6 fpp, with 50,000 smolts being released for the conservation portion of the program (unclipped) and 100,000 smolts being released for the mitigation portion (ad-clipped) of the program. According to the Tucannon Steelhead Program broodstock sliding scale, the 50,000 smolts for the conservation portion will come from NOR's and unclipped endemic returns (conservation group). The 100,000 smolts for the mitigation portion will come from hatchery endemic returns and consist of ad-clipped/cwt or cwt-only adults, with no NOR's at lower NOR return levels.

A. Fish on Hand

Brood Year 2022

At the end of August 2022, LFH had an estimated 68,600 Tucannon River summer steelhead juveniles on hand. 52,500 fish for the conservation program and 16,100 fish for the mitigation program.

B. Tagging, Transfers, and Releases

In September, all Tucannon River endemic steelhead for the conservation portion of the program will be CWT only. The mitigation portion of the program will be 100% ad-clipped with 25,000 also receiving a CWT. Prior to 2016, releases have been roughly five miles upstream of the TFH, just below the Curl Lake intake structure. Beginning in 2016, WDFW staff began transferring the smolts into Curl Lake after the spring Chinook were released. Since 2020, the harvest mitigation group that is marked has been split into three different release groups per a performance evaluation being conducted by WDFW. This evaluation is to test survival differences at different release locations in the Tucannon River, with two releases comparing survival differences based on release timing. These alternatives also will help in getting more identifiable fish (AD/CWT marked/tagged) up to the adult trap so they can be utilized for broodstock if needed. A total of 15,500 fish will be PIT tagged by USFWS prior to release (Table 11).

With recent low returns, river conditions, and that many out-of-basin steelhead are escaping into the Tucannon River and making their way up to the TFH adult trap, broodstock trapping has been difficult and total broodstock needs have not been met for several years. The majority of the Tucannon mitigation group are just adipose fin clipped. Unfortunately, most of the stray hatchery fish arriving at the TFH adult trap are also adipose fin clipped, thereby making them undistinguishable from Tucannon origin fish. Because of the uncertainty, these fish can't be collected for broodstock, or they aren't (or potentially shouldn't be) be passed upstream for natural spawning. Therefore, WDFW wants to discuss alternative external marking strategies for the Tucannon stock mitigation program. External marks to consider would either be a maxillary clip or ventral fin clip.

Table 11. Proposed BY22 Tucannon River summer steelhead production.

Site	BY22 Goal	Expected at Release	Size (fpp)	Age	Mark/Tag	PIT Tags	Transfer/Release Date
Tucannon River at Curl Lake	50,000	52,000	4.5 to 6	1+	100% CWT Only	5,000	April 2023
Tucannon River (Marengo Bridge Early)	100,000	0	4.5 to 6	1+	19,500 Ad Only	3,500	March 2023
Tucannon River (Marengo Bridge Late)		0	4.5 to 6	1+	19,500 Ad Only	3,500	April 2023
Tucannon River (Tucannon FH)		16,000	4.5 to 6	1+	25,000 AD/CWT	3,500	April 2023

C. Trapping

Brood Year 2023

Trapping of BY23Tucannon River endemic stock will begin in February (depending on seasonal weather) at the Tucannon FH adult trap (located adjacent to the Rainbow Lake Intake) and is generally completed by mid-May. Tucannon FH staff use EN to calm the fish for handling, transferring only a portion of unmarked natural origin adults and tagged endemic origin adults to LFH based on broodstock needs. All NOR's and endemic stock (CWT only, AD, and AD/CWT fish) not needed for broodstock are released upriver of the trap (per guidance in the Tucannon Summer steelhead sliding scale).

Current survival estimates indicate that 35-38 spawned females (depending on age structure) will provide enough eggs to meet the current smolt production goal. WDFW will target 40 to 42 females to be brought to the hatchery for broodstock needs, with up to 14 being NOR. Any females not used will be returned to the river to spawn naturally. Per co-manager agreement, a pre-season estimate based on PIT tag returns on the number natural origin fish expected at the TFH adult trap will be made. Per the Tucannon Steelhead Broodstock Sliding Scale (Appendix G), the appropriate number of natural and hatchery origin fish will be collected for either the conservation or mitigation broodstock.

D. Spawning

Based on fecundity and survival estimates, LFH typically spawns 35-38 females to provide 180,000 green eggs to meet the current conservation and harvest program release goals (Table 12). Spawning typically occurs in March and April but may extend into May. Matrix spawning is employed due to the relatively small founding population for this program. The intent of this protocol is to spawn two males with each female, increasing genetic diversity and helping ensure successful fertilization of eggs. If enough males are ripe to achieve this goal; a 1:1 spawning matrix is employed.

E. Rearing

After spawning, fertilized eggs are water hardened in 100 ppm iodophor. They are incubated in down-welling iso-incubation buckets (one fish per bucket) until the eggs eye up. The eyed eggs are shocked, ran through an automated egg sorting machine or handpicked and enumerated, and placed in hatching baskets suspended over shallow troughs. After hatch and swim-up, they are introduced to feed, and transferred to intermediate raceways at around 500 fpp in June. They are transferred again to outside raceways at roughly 200 fpp in July.

Table 12. Proposed BY23 Tucannon River summer steelhead production.

Site	BY23 Goal	Expected at Release	Size (fpp)	Age	Mark/Tag	PIT Tags	Transfer/Release Date
Tucannon River at Curl Lake	50,000	50,000	4.5 to 6	1+	100% CWT Only	5,000	April 2024
Tucannon River (Marengo Bridge Early)	100,000	37,500	4.5 to 6	1+	37,500 Ad Only	3,500	March 2024
Tucannon River (Marengo Bridge Late)		37,500	4.5 to 6	1+	37,500 Ad Only	3,500	April 2024
Tucannon River (Tucannon FH)		25,000	4.5 to 6	1+	25,000 AD/CWT	3,500	April 2024

IX. WALLOWA SUMMER STEELHEAD

The Wallowa stock program was initiated to provide a fishery for summer steelhead in the Grande Ronde River (for both Oregon and Washington anglers), and contribute to both tribal, and sport fisheries in the mainstem Columbia and Snake rivers. The overall production of this stock was increased in December 2012, following the elimination of the Lyons Ferry stock steelhead program, and now produces steelhead that are released in the Touchet River from the Dayton AF (100,000), Grande Ronde River from the Cottonwood AF (225,000) and into the Snake River at Lyons Ferry (60,000).

A. Fish on Hand

Brood Year 2022

At the end of June 2022, LFH had 456,900 Wallowa stock summer steelhead juveniles on hand. 405,100 fish were marked into Lake 3 for releases in spring 2023 and the excess will be out planted into local lakes in the fall of 2022 (non-anadromous waters).

B. Tagging, Transfers, and Releases

Brood Year 2022

All these fish were 100% adipose fin clipped into Lake 3 in September 2022. BY18 was the first group that a single CWT group was used to represent all three release groups, with the CWT fish reared in the lake with the AD only fish (Table 13).

In early February 2023, 225,000 smolts from Lake 3 will be transferred to the Cottonwood AF for final rearing and released into the Grande Ronde River. The fish will be reared/acclimated at Cottonwood AF for approximately 2.5 months and then volitionally released. A total of 6,000 juveniles will be PIT tagged by WDFW for Cottonwood AF prior to transfer; 2,000 of those PIT tags will be used as part of the Comparative Survival Study (CSS) for steelhead production above LGR (Fish Passage Center). After the Touchet spring Chinook are released from the

Dayton AF in March, 100,000 will be moved from LFH into Dayton AF. This group will be PIT tagged in the release structure just prior to transfer. They will then remain in the Dayton AF for approximately 2-4 weeks and will be volitionally released during the month of April. The final remaining fish from Lake 3 will be released directly from LFH into the Snake River in April, with a portion being PIT tagged at release in the release structure.

Table 13. Proposed BY22 Wallowa stock summer steelhead production.

Site	BY22 Goal	Expected at Release	Size (fpp)	Age	Mark/Tag	PIT Tags	Transfer/Release Date
Cottonwood AF on the Grande Ronde River	225,000	230,000	4.5	1+	~201,623 Ad Only ~23,377 Ad/CWT	6,000*	Transfer to Cottonwood AF in Feb from LFH, release in April 2023
Dayton AF on the Touchet River	100,000	110,000	4.5	1+	~89,610 Ad Only ~10,390 Ad/CWT	4,000	Transfer to Dayton AF in mid-March, released in April 2023.
Snake River (On site at LFH)	60,000	60,000	4.5	1+	~53,766 Ad Only ~6,234 Ad/CWT	4,000	On station release in mid-April 2023.

*2,000 of these PIT tags are part of the CSS study from the Fish Passage Center

C. Trapping

Brood Year 2023

Trapping of returning Wallowa stock adults occurs on Cottonwood Creek (a small tributary to the Grande Ronde River) March and April. This creek also supplies water to the Cottonwood AF. Because of potential low egg survival, IHN virus, and lower than normal fecundity (all of which have been experienced in recent years), about 110-120 complete spawned females are needed to provide 475,000 green eggs for the program of 385,000 smolts (Table 14). All unmarked (presumably natural origin) steelhead captured in the Cottonwood Creek adult trap are passed upstream to spawn naturally. All spawned carcasses not considered good quality for food banks will be returned to LFH for burial. If low water flow in the creek does not allow returning adults access to the trap, three alternate strategies may be employed: 1) release juveniles early and begin trapping adults, 2) collection of broodstock at ODFW's Big Canyon or the Wallowa Hatchery may occur and 3) trap at LFH. Disposition of excess fish (Wallowa Stock HGMP) include 1) killed to collect any CWT fish, 2) offered to local food banks, or 3) killed outright to prevent hatchery swamping of natural origin spawners and hauled to LFH to be buried.

D. Spawning

Spawning generally occurs in late March and early April on a weekly basis. All fish are spawned at the Cottonwood Creek trap site, with the gametes transported to LFH for fertilization, incubation, and rearing. A 1:1 male to female mating ratio will continue to be employed whenever possible (see research section below). Adults trapped at LFH or excess adults from ODFW's Wallowa Hatchery or Big Canyon site may be used to provide eggs for this program if not enough adults are collected at Cottonwood Creek.

E. Rearing

After spawning, fertilized eggs are water hardened in 100 ppm iodophor. They are incubated in down-welling iso-incubation buckets (one fish per bucket) until the eggs eye up. The eyed eggs are shocked, ran through an automated egg sorting machine or handpicked and enumerated and placed in hatching baskets suspended over shallow troughs. After hatch and swim-up, they are introduced to feed, and transferred to outside raceways at roughly 500 fpp in June.

Table 14. Proposed BY23 Wallowa stock summer steelhead production.

Site	BY23 Goal	Size (fpp)	Age	Mark/Tag	PIT Tags	Transfer/Release Date
Cottonwood AF on the Grande Ronde River	225,000	4.5	1+	~201,623 Ad Only ~23,377 Ad/CWT	6,000*	Transfer to Cottonwood AF in Feb from LFH, release in April 2024
Dayton AF on the Touchet River	100,000	4.5	1+	~89,610 Ad Only ~10,390 Ad/CWT	4,000	Transfer to Dayton AF in March, release in April 2024.
Snake River (On site at LFH)	60,000	4.5	1+	~53,766 Ad Only ~6,234 Ad/CWT	4,000	Direct stream release in mid-April 2024

*2,000 of these PIT tags are part of the CSS study from the Fish Passage Center

X. SPOKANE RAINBOW TROUT

Rainbow trout are reared and planted in both southeast Washington and northwest Idaho to meet LSRCP mitigation goals in both states for lost fishing opportunities because of construction and operation of the lower Snake River dams. The original LSRCP goal was 93,000 lbs. However, the WDW determined that in stream habitat improvements, equivalent to the cost of producing 7,000 lbs. annually of hatchery trout, was a reasonable exchange, and that was implemented in 1983, which reduced the annual production goal to 86,000 lbs. for the Snake River Basin. The SE Washington production goal is 79,000 lbs. and the NW Idaho production goal is 7,000 lbs. A small, privately funded program (Tri-State Steelheaders, TSS) at the TFH rears rainbow to 1.5 lbs. each, providing a unique fishing opportunity in local lakes. This locally funded program replaced the previously state funded program in 2011 which had been in place since the LSRCP took ownership of the Tucannon Hatchery. The agreement at that time was that the state funded program would be allowed to continue at the TFH.

A. Fish on Hand

Brood Year 2021

At the end of August 2022, LFH and TFH had a combined total of 229,600 Spokane stock rainbow trout on hand, this includes diploids and triploids. LFC will keep approximately 5% over release goals in the fall to accommodate for mortality and predation.

B. Tagging, Transfers, and Releases

The IDFG fall catchables will be planted in the Moose Creek Reservoir by IDFG staff in late September or early October 2022. All fish for IDFG are triploids from the Spokane stock rainbow trout. Refer to Table 15.

In the spring of 2023, 74,000 catchable diploids (2.5 fpp) and 1,000 jumbos (1.5 lbs. each) will be planted by LFH staff into various lakes in southeast Washington. Spring planting begins in February and is completed in early April.

At the TFH, the goal is to plant 94,000 rainbow trout into various lakes in southeast Washington as catchables (2.5 fpp average.). Planting typically begins in April and is generally completed by the end of June. The jumbo trout from TSS program (usually around 4,000) are planted February through May each year, supplementing catchable plants. No Spokane stock rainbow trout are tagged or fin clipped at LFH or TFH.

Table 15. Proposed BY22 Spokane rainbow trout tagging, transfers and plants

Facility	BY22 Goal	Expected at release	Size (fpp)	Lbs.	Age	Transfer/Release Date
Lyons Ferry	16,000	16,000	3.0	5,333	1+	Transfer to and planted by IDFG in Sept/Oct 2022
	32,500	32,500	3.0	9,833	1+	Planted in early Oct 2022
	74,000	74,000	2.5	29,600	1+	Planted in Feb-Apr 2023
	1,000	1,000	0.67	1,493	1+	Planted in Feb-Apr 2023
	1,650	1,700	1.0	1,650	1+	Transfer to and planted by NPT in Mar-May 2023
Tucannon	95,185	100,000	2.5	38,074	1+	Planted in Mar-June 2023
	4,000*	4,000*	0.7	5,714	1+	Planted in Feb-May 2023

* These fish are funded by TSS.

C. Rearing

Brood Year 2022

Eggs for Washington's legal and jumbo programs, along with Idaho's fall catchable plants come from WDFW's Spokane Hatchery (Spokane stock). WDFW managers completed an Inland Trout Stocking Plan in 2012 for all hatcheries and water bodies in Washington. The management strategy is to plant larger catchables (2.5 fpp) at reduced numbers. Total pounds reared were not affected.

Approximately 65,000 eyed triploid rainbow eggs for IDFG, NPT and the WDFW Rock Lake fall plant will be transferred from the Spokane Trout Hatchery to LFH in December. After trough rearing, they are transferred to outside standard raceways in March. In January, LFH will receive about 91,500 eyed Spokane diploid rainbow eggs for the balance of its catchable and jumbo program. Early rearing is conducted in either shallow troughs or intermediate raceways before transfer to outside standard raceways in April.

The Tucannon Hatchery will receive about 125,000 eyed rainbow eggs in January. Of these, 94,000 will be destined for planting as catchables (2.5 fpp) and 4,000 are destined for planting as jumbos (1.5 lbs each; Table 16). After receiving these eggs in January, a small portion (1,750) is

transferred from TFH to regional education programs, now privately funded by the TSS club. The catchable program group is started in shallow troughs, intermediate reared in outside round tanks and final reared in the earthen rearing pond. The jumbos start in shallow troughs as well and finish in the round tanks. The entire jumbo program at TFH is privately funded by the TSS organization.

Table 16. Proposed BY22 Spokane rainbow trout releases.

Facility	BY22 Goal	Expected at release	Size (fpp)	Lbs.	Age	Transfer/Release Date
Lyons Ferry	16,000	16,000	3.0	5,333	1+	Transfer to and planted by IDFG in Sept/Oct 2023
	32,500	32,500	3.0	9,833	1+	Planted in early Oct 2023
	74,000	74,000	2.5	29,600	1+	Planted in Feb-Apr 2024
	1,000	1,000	0.67	1,493	1+	Planted in Feb-Apr 2024
	1,650	1,700	1.0	1,650	1+	Transfer to and planted by NPT in Mar-May 2024
Tucannon	94,000	94,000	2.5	37,600	1+	Planted in Mar-June 2024
	4,000*	4,000*	0.67	6,119	1+	Planted in Feb-May 2024

*NOTE: Jumbo trout from TSS funding. Total numbers and/or pounds not included in mitigation.

XI. RESEARCH

WDFW (Fish Management or Fish Science staff) are involved in a variety of research, monitoring and evaluation projects throughout SE Washington. Funding of these activities comes from a variety of sources and many may not be directly related to the LSRCP Lyons Ferry/Tucannon Annual Operations Plan but are provided here in general context for the co-managers so they are aware of activities. Some of the below activities are covered under the RM&E Statement of Work submitted to LSRCP under the hatchery evaluation program.

Fall Chinook

- 1) WDFW currently conducts fall Chinook spawning ground surveys in the Tucannon River to document abundance, distribution, and origin of spawners. Coho salmon redds are also estimated during these surveys. (LSRCP)
- 2) WDFW operates a smolt trap on the lower Tucannon River for estimating natural origin salmonid smolt production (spring Chinook, fall Chinook, and summer steelhead). Monitoring of the fall Chinook portion consists of estimating smolt out-migration only and smolt/redd. (LSRCP)
- 3) Fall Chinook carcasses ([1,000-1,200] females) from LFH spawning are saved, frozen at Lyons Ferry, and taken to the Tucannon River for nutrient enhancement in late fall.

Spring Chinook

- 1) Due to the recent history of high pre-spawn mortality for Tucannon River spring Chinook salmon, and very low run predictions for both 2022 and 2023, it was agreed that all the fish captured at the TFH adult trap be kept at LFH for broodstock or adult out planting in late August. In 2022, 13 males, 18 females and 15 jacks were outplanted in the upper Tucannon River. It is unlikely that outplants will occur in 2023. (LSRCP)

- 2) WDFW currently conducts spring Chinook carcass and redd surveys in the Tucannon River to document pre-spawn mortality, total returns, abundance by origin, and spatial distribution of spawners. (LSRCP)
- 3) WDFW operates a smolt trap on the lower Tucannon River for estimating natural origin smolt production (spring Chinook, fall Chinook, and summer steelhead). Annually, up to 5,000 NOR spring Chinook are PIT tagged for juvenile outmigration and adult return monitoring. (LSRCP)
- 4) WDFW staff may conduct spring Chinook redd surveys (as needed) in the Touchet River to document spawning from adult returns from the Touchet River spring Chinook program. (LSRCP, BPA, WDFW State Funds)

Summer Steelhead (by basin)

Asotin Creek:

- 1) WDFW operates adult weirs for summer steelhead in the Asotin Creek population. Current trap locations include Asotin, George, Alpowa, Ten Mile and Couse creeks. The weirs are used to estimate natural and hatchery origin abundance at all locations, and for collection of biological samples of returning steelhead for population age and genetic structure. (BPA). The Asotin Creek staff also coordinates with NPT staff on the capture/transfer or steelhead kelts from Asotin Creek for the NPT kelt-reconditioning program. Collection of kelts from Asotin Creek for this purpose is expected to continue into the future.
- 2) WDFW operates a smolt trap in the mainstem of Asotin Creek (below the Asotin Creek and George Creek weirs) for estimating natural origin smolt production (primarily summer steelhead, but spring/fall Chinook are also captured) from the basin. Annually, up to 3,500 summer steelhead are PIT tagged for juvenile outmigration and adult return monitoring. (BPA)
- 3) WDFW is partially funded by the Asotin Creek Intensively Monitored Watershed (IMW) for juvenile sampling in the upper basin, some hook/line sampling and PIT tagging of summer steelhead, and maintenance/operation of PIT Tag arrays within the Asotin Creek basin that are part of the IMW study. (Pacific Salmon Coastal Fund, WA State Salmon Recovery Fund).

Small Snake River Tributaries:

- 1) WDFW operates/maintains PIT Tag arrays on small tributaries located between the mouth of the Tucannon River and LGR. Currently, these tributaries have been designated as part of either the Tucannon or Asotin steelhead populations. The PIT tag arrays are used to estimate natural and hatchery origin abundance at all locations (BPA project #2010-028-00)

Touchet:

- 1) A paired release study has been completed utilizing 40,000 PIT tags over four release years to monitor the success of WxW or WxH crosses in the Touchet Endemic steelhead program. Releases of both study groups occurred from the Dayton AF. Final results

indicate a slight survival advantage (not significant; $P = 0.27$) for the WxH group compared to the WxW group (0.41% to 0.36% pooled average; Figure 2). (LSRCP, BPA - Walla Walla Monitoring Project).

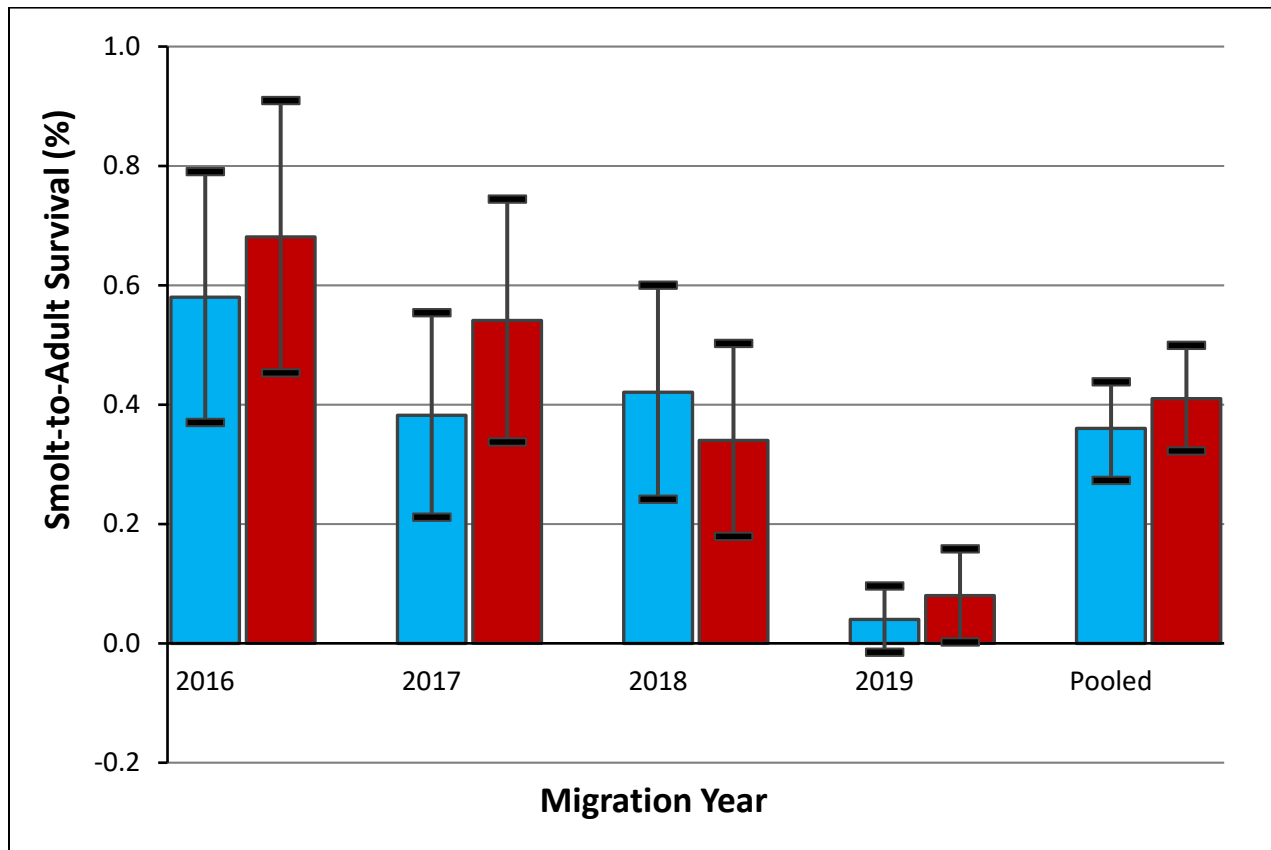


Figure 2. Smolt-to-Adult survival of WxW (Blue Bars) or WxH (Red Bars) Touchet River endemic stock steelhead to Bonneville Dam based on PIT tags. Note: For survival comparison, Wallowa stock steelhead released from Dayton AF smolt-to-adult survival to Bonneville Dam for 2016, 2017, 2018, and 2019 releases were 1.25%, 0.82%, 1.04%, and 0.59 respectively.

- 2) WDFW operates a smolt trap on the lower Touchet River for estimating natural origin smolt production (primarily summer steelhead, but spring and fall Chinook have also been captured/documented). Annually, we target 4,000 (or more) summer steelhead to PIT tag for juvenile outmigration, estimating adult returns, and overshoot monitoring. (WA State Salmon Recovery Fund – Fish In/Fish Out Projects, BPA – Walla Walla Monitoring Project, LSRCP)
- 3) WDFW operates adult steelhead traps on Coppei and Patit creeks to monitor abundance of natural and hatchery origin spawners, and collection of biological samples for age composition. (Walla Walla Monitoring Project – BPA)
- 4) WDFW currently conducts summer steelhead spawning ground surveys in the Touchet River basin (locations above Dayton) to estimate abundance and distribution of spawners. (LSRCP)

- 5) WDFW operates and maintains a series of PIT tag arrays (Harvey Shaw, Bolles, Coppei, Patit, and Dayton), for monitoring adult steelhead (hatchery and wild) returns and distributions to the basin. (BPA – Walla Walla Monitoring Project, LSRCP)
- 6) WDFW operates the Dayton Adult Trap (DAT) to capture summer steelhead and spring Chinook for broodstock and other biological samples from each run. Bull trout, brown trout, whitefish, suckers, and other species are also captured.

Tucannon:

- 1) WDFW operates a smolt trap on the lower Tucannon River for estimating natural origin smolt production (spring Chinook, fall Chinook, and steelhead). Annually, we target 2,500 summer steelhead (or more) for PIT tagging for adult return estimation and overshoot monitoring. (LSRCP, BPA – PIT Tags for Steelhead only)
- 2) WDFW currently conducts summer steelhead spawning ground surveys in the upper Tucannon River only (and Cummings Creek) to estimate abundance of spawners in correlation with fish passed at the Tucannon adult trap. (BPA)
- 3) WDFW operates and maintains a series of PIT tag arrays (Lower Tucannon, Middle Tucannon, Upper Tucannon, Tucannon FH), for monitoring adult steelhead (hatchery and wild) returns and distribution throughout the basin. Arrays are also used for adult spring Chinook and bull trout monitoring. (BPA, LSRCP).
- 4) The assessment of the 2022 return of bull trout at the TFH adult trap is the final year of the 5-year study to examine overall conversions and passage delays at the adult trap. A final progress report will be provided in 2023.
- 5) Beginning with the 2022 release year, an evaluation of different release locations/strategies for Tucannon spring Chinook was started. Due to low overall production, only two groups were evaluated during the 2022 release. If production allows, the barge group will be added for the 2023 release year. It's desired to have all three release strategies be evaluated for a minimum of three years, but will depend on available production. (LSRCP).

Grande Ronde:

- 1) The Wallowa stock reciprocal study was completed with 2020 run year returns. A final report is in draft and will be provided to all interested parties managers across the Snake River Basin. Overall, survival of LFH reared fish has averaged 2-3 times greater than those reared at Irrigon FH, regardless of release location, with statistically significant differences in most years. In addition, differences in stray rates based on CWT or PIT tag detections from these groups, from either release location, are very similar and small relative to the total return of fish (<5%). Production changes because of this study have been discussed, with some options currently being explored. (LSRCP)

XII. FISH HEALTH

A. Guiding Policies

All fish production at LFH is conducted according to the Salmonid Disease Control Policy of the Fisheries Co-Managers of Washington State and Integrated Hatchery Operations Team (IHOT) fish health policy. Specifically, all lots of fish are monitored for fish health, all broodstock are inspected annually, strict hatchery sanitation procedures and fish culture practices (rearing criteria) are followed, and egg and fish transfer and release requirements are met. The attending aquatic veterinarian will respond to all fish disease outbreaks and oversee fish health-related services. Bacterial kidney disease (BKD) management for Chinook stocks, imposed by Idaho and Oregon state agencies' transfer policies, is outlined in Section C.

B. Monitoring

The aquatic veterinarian will regularly visit LFH and TFH to inspect stock, address mortality events, and provide consultation per their discretion and as needed to maintain a veterinary client patient relationship (VCPR). During site visitations, any fish cohorts exhibiting clinical signs, morbidity, and/or abnormal mortality may be examined by the veterinarian; approximately five to ten fish of each species may be sacrificed for necropsy. Updated mortality records, loading forms, and treatments logs will be provided to the veterinarian upon their request. Copies of fish health reports, veterinary feed directives (VFDs), and prescriptions referencing fish at each respective hatchery will be kept on file on site for at least three years.

At spawning, all broodstock will be tested for viral pathogens. Samples of ovarian fluid from 60 females and kidney/spleen tissue from 60 adults of either sex will be submitted for testing. Samples will be pooled into groups of up to five individual fish. If 60 female fish cannot be obtained, all eligible fish from the population will be sampled (i.e., steelhead stocks for the Tucannon and Touchet). Standard hatchery practices of egg disinfection and use of pathogen-free rearing water during early rearing are considered sufficient fish health measures for the control of viral pathogens, including infectious hematopoietic necrosis virus (IHNV).

To comply with Idaho's fish import regulation, kidney/spleen samples from 60 rainbow trout will be tested for viral pathogens four to six weeks before transfer. Upon completion, results will be communicated to IDFG.

C. Specific Fish Health Management

1. BKD Management – Fall Chinook

Starting with BY16, all females spawned at LFH will be 100% tested using BKD ELISA. This practice allows more flexibility in shipping eggs and for using fry in either yearling or subyearling programs.

WDFW categorizes BKD-ELISA optical densities as follows:

- Below low = < 0.099,
- Low = 0.099 to 0.198,
- Moderate = 0.199 to 0.448,
- High = > 0.448

Progeny of negative (below-low) females will be selected for the yearling fall Chinook program. Eggs from below low and low females will be selected for shipment to the states of Oregon and Idaho. ODFW has agreed to perform the BKD ELISA sampling and testing on 150 females at LFH during spawning. WDFW takes the remaining samples, with a portion of the ELISA testing paid for by IPC (350 females/season). Progeny of all low, moderate, and high BKD ELISA females may be utilized in the subyearling fall Chinook program for WDFW on-station releases and Captain John's landing.

2. BKD Management – Spring Chinook

Starting with BY17, all pre-spawning antibiotic injections intended for 1) the control of adult mortalities associated with *Renibacterium salmoninarum* and/or 2) the mitigation of vertical transmission of *R. salmoninarum* to progeny were suspended until an evidence-based risk of disease, confirmed by necropsy findings and appropriate ancillary testing, and which reasonably threatens the welfare of the broodstock program, was established. Starting with BY18, all female spring Chinook broodstock received a pre-spawning injection of tulathromycin (Draxxin®) at a target dose of 2.5 mg/kg in the dorsal sinus upon collection and a second injection of tulathromycin (Draxxin®) at the same dose in the dorsal sinus 30 days prior to spawning.

Tulathromycin injections were replaced with erythromycin injections once erythromycin was again readily available. Starting with BY20, all female spring Chinook broodstock now receive a pre-spawning injection of erythromycin (Erymicin 200®) at a target dose of 20 mg/kg in the dorsal sinus upon collection until the end of June. Fish collected in July are not injected when collected to avoid an over-dosing of erythromycin (Erymicin 200®) when a second injection of erythromycin (Erymicin 200®) at the same dose is done 30 days prior to spawning. Pre-spawning female spring Chinook will be evaluated for BKD-antigen via ELISA assay and indexed according to the resulting value. (Refer to WDFW categorizes of optical densities under section C. 1. "BKD Management of Fall Chinook"). The following culling program is intended to minimize bacterial load within the population and reduce risk of infection:

Until the ELISA results are known, eggs from all females will be incubated separately. Egg reductions required to meet production targets will begin with the highest ELISA range and proceed downward by range until the production target is met. If possible, all eggs from adults with an ELISA OD value of 0.45 or higher will be culled from the program. If it is determined that all eggs must be kept to meet program requirements and space is available, groups with ELISA OD values above 0.45 may be segregated and reared separately. No segregation between production groups with ELISA readings below 0.45 will occur. Preferably, only the eggs from females with the lowest ELISA values will be kept for the program.

3. Summer Steelhead

At spawning, all broodstock will be tested for viral pathogens. Samples of ovarian fluid from 60 females and kidney/spleen tissue from 60 adults of either sex will be submitted for testing. Samples will be pooled into groups of up to five individual fish. If 60 female fish cannot be obtained, all eligible fish from the population will be sampled (i.e., steelhead stocks for the Tucannon and Touchet). Standard hatchery practices of egg disinfection and use of pathogen-free rearing water during early rearing are considered sufficient fish health measures for the control of viral pathogens, including infectious hematopoietic necrosis virus (IHNV). No culling is planned due to IHNV.

4. Broodstock and Egg Fungus Management

All adult Chinook and steelhead held for broodstock or for adult outplanting will be treated with formalin every other day to control external fungus. All eggs will be treated with formalin daily to control fungus. Treatments will be started 24 hours after fertilization. Treatment of Chinook eggs will be discontinued seven days before hatch. Steelhead egg treatments will be discontinued when the eggs are transferred to baskets for hatching.

Rainbow trout eggs are received at the eyed stage and are not treated with formalin.

XIII. COMMUNICATION

The list of people on the following table are either directly involved in the operation of the LFC, or in related programs and facilities.

Name	Agency	Position	Phone	Email
Policy				
Chris Donley	WDFW	Reg. 1 Fish Program Mgr.	509-892-7861	christopher.donley@dfw.wa.gov
Nate Wiese	USFWS	LSRCP Project Lead	208-378-5668	nathan_wiese@fw.gov
Mark Robertson	USFWS	LSRCP Permitting	208-378-5323	mark_robertson@fws.gov
Gary James	CTUIR	Fisheries Program Mgr.	541-276-4109	garyjames@ctuir.org
Dave Johnson	NPT	Fisheries Dept. Mgr.	208-621-3736	davej@nezperce.org
Lance Hebdon	IDFG	Anadromous Fish Mgr.	208-334-3791	lhebdon@idfg.idaho.gov
Production				
Ace Trump	WDFW	Lyons Ferry Ops Mgr.	509-646-9201	Ace.Trump@dfw.wa.gov
Derek Gloyn	WDFW	LFH Manager	509-646-3454	Derek.Gloyn@dfw.wa.gov
Doug Maxey	WDFW	TFH Manager	509-843-1430	Douglas.Maxey@dfw.wa.gov
Chris Starr	USFWS	Hatchery Coordination	208-378-5329	chris_starr@fws.gov
Jon Lovrak	CTUIR	Production Supervisor	541-429-7278	jonlovrak@ctuir.org
Becky Johnson	NPT	Production Director	208-621-4629	beckyj@nezperce.org
Mike Tuell	NPT	Deputy Prod. Director	208-621- 2403	miket@nezperce.org
Mike Key	NPT	FCAP Manager	208-791-2984	mikek@nezperce.org
Scott Kellar	NPT	NPTH Manager	208-621-3502	scottk@nezperce.org
Carl East	NPT	NPTH Assitant Manager	208-621-3503	Carle@nezperce.org
Terry Blessing	ODFW	Irrigon Hatchery Mgr.	541-922-5732	Terry.Blessing@odfw.oregon.gov
Keenan Schmidt	ODFW	Fish & Wildlife Supervisor	541-922-5732	keenan.schmidt@odfw.oregon.gov
Evaluation				
Joe Bumgarner	WDFW	SRL Lead	509-382-1004	Joseph.Bumgarner@dfw.wa.gov
Joe Bumgarner	WDFW	Fall Chinook Biologist		
Michael Gallinat	WDFW	Spring Chinook Biologist	509-382-4755	Michael.Gallinat@dfw.wa.gov
Todd Miller	WDFW	Steelhead Biologist	509-382-1710	Todd.Miller@dfw.wa.gov
Rod Engle	USFWS	Fishery Biologist	208-378-5298	Rod_Engle@fws.gov
Jay Hesse	NPT	Research Coordinator	208-621-3552	jayh@nezperce.org
Jason Vogel	NPT	Research Division	208-621-3602	jasonv@nezperce.org
Bill Young	NPT	Hatchery Eval Coordinator	208-634-5290	billy@nezperce.org
Bill Arnsberg	NPT	Fall Chinook M & E	208-621-3758	billa@nezperce.org
Stuart Rosenberger	IPC	Hatchery Supervisor	208-388-6121	srosenberger@idahopower.com
Management				
Jeremy Trump	WDFW	Fish Management	509-382-1005	Jeremy.Trump@dfw.wa.gov
Chris Sullivan	IDFG	Anadromous Coordinator	208-334-3791	Chris.Sullivan@idfg.idaho.gov
Joe Dupont	IDFG	Regional Fisheries Mgr	208-799-5010	Joe.DuPont@idfg.idaho.gov
Fish Health				
Laura Krogman	WDFW	Aquatic Veternarian	360-870-8108	laura.krogman@dfw.wa.gov
Erika Brigante	ODFW	Fish Pathologist		erika.n.brigante@odfw.oregon.gov



Appendix A: 2022 Fall Chinook Production Fish/Eggs Estimator

Priority #	Who	Release Site	Age	Number of Green Eggs Needed	Green Egg to Transfer or Release Survival	Number For Transfer	Number for Release
1	WDFW	Lyons Ferry	1+	489,200	0.92%	- - -	450,000
2	NPT	Capt. John AF #1	0+	479,800	0.94%	451,000	450,000
3	NPT	Big Canyon AF #1	0+	479,800	0.94%	451,000	450,000
4	WDFW	Lyons Ferry	0+	531,900	0.94%	- - -	500,000
5	NPT	Pittsburg Landing #1	0+	426,600	0.94%	401,000	400,000
6	NPT	Capt. John AF #2	0+	213,900	0.94%	201,000	200,000
7	NPT	Big Canyon AF #2	0+	213,900	0.94%	201,000	200,000
8	NPT	Pittsburg Landing #2	0+	213,900	0.94%	201,000	200,000
9	ODFW	Salmon River	Eggs	1,157,900	0.95%	1,100,000	1,000,000
10	ODFW	Grande Ronde River	Eggs	221,100	0.95%	210,000	200,000
11	WDFW	Lyons Ferry	0+	212,800	0.95%	- - -	200,000
Total Green Eggs Needed				4,640,800		Total Release	4,250,000
Average Fecundity			3,900				
Spawned Females Needed			1,190				
Female Trapping Goal			1,322	Buffer for strays, Pre-spawn mortalities, and non-viable females			

Appendix B: 2022 FCH Trapping / Sampling Protocols at LGR

August 18, 2022

Protocols:

- 1) This protocol assumes a 24 hour/day, 7 days per week trapping at 70% continuing through September 4th, and then dropping to 18% through the end of the season.

70% trapping period : WILL RECEIVE an operculum punch on the left side (LOP)
18% trapping period: NO operculum punch.
- 2) Males and females will not be inoculated.
- 3) All fish ≥ 70 cm will be hauled to LFH and NPTH. LFH will haul ~70% and the NPT will haul ~30%.
- 4) Wire tagged FEMALES >29cm to <70cm will be hauled to LFH and NPTH (1 out of 3 trapped).
- 5) Wire tagged MALES >29cm to <70cm will be hauled to LFH only (1 out of 3 trapped).
- 6) Only scale sample non-Wire tagged fish released from the trap. Do not scale sample hauled fish.
- 7) DNA sample all fish trapped (hauled or released).

WIRE TAGGED FISH

Fork Length	Action
≥ 70 cm	Haul all fish (DNA sample all)
>29cm to <70cm	Haul 1 out of 3 wire tagged FEMALES for LFH and NPT [100% DNA] Haul 1 out of 3 wire tagged MALES for LFH (LFH only tank) [100% DNA] Released wire tagged Males +Females (2 of 3) [100% DNA]

UNTAGGED FISH :

Fork Length	Action
≥ 70 cm	Haul all fish (DNA sample all)
>29cm to <70cm	Release All [100% Scale, 100% DNA]

Appendix C: 2022 Trapping, Sampling and Mating Protocols at LFH

LFH may start up the volunteer trap if a shortfall of females or males being collected at LGR happens. If the LFH volunteer trap is started, staff will try to high grade for larger-sized adults. All LFH trapped fish retained for broodstock will be held in a separate adult raceway(s) for spawning so they can be accounted for during spawning by trapping location at the end of the season.

Sampling protocol

LFH staff processing DIPS: Document Fork length, sex, presence/absence of CWT, and PIT tag number. Take scales on AD-only or unmarked/untagged fish and take the snout of the fish if CWT is detected.

SRL staff processing during spawning days: Fin clips for DNA: take sample on every spawned fish so data can be used for PBT profiling of broodstock and for juvenile releases. Scales: taken on all unmarked/untagged and all AD-only fish. Any fish with wire does not need to have scales collected.

Carcasses for nutrient enhancement: A tote of females only will be filled and dumped into a bin next to the loading dock. These fish will be frozen separately and taken to the Tucannon River for nutrient enhancement after ELISA testing.

Mating protocol

Our goals are: 1) to maximize the use of potentially NOR fish and larger/older aged fish and to 2) exclude jills and strays from broodstock.

All wire tagged males must wait until their CWTs are decoded before they are used in a mating.

Stray males will be immediately culled based on CWTs. If broodstock limited, up to ~5% stray females may be spawned and retained to make production.

Wire tagged males verified as adults can be used on multiple females, but generally not more than 1:2.

Untagged Males ≥ 75 cm can be used on multiple females.

Untagged Males 70-74 cm will only be used in 1 x 1 crosses unless there is a shortage of males.

Males < 70 cm will not be used in matings unless they are verified as adults. This size criteria may be adjusted in season.

Appendix D: FCAP Facilities

1.1 Pittsburg Landing

The acclimation facility at Pittsburg Landing consists of: 16 -20ft aluminum circular tanks; 2 aluminum distribution boxes; 4 river intake screens; ring lock flexible hose: 4" = 1,260 ft, 6" = 1,780 ft, 8" = 3,110 ft; camlock flexible hose: 6" = 2,080 ft; 1 - 500 gallon diesel storage tank; 1 - 20ft storage container; 2 - 30ft camp trailers; 1 - 1996 Chevy S-10 pickup; two alarm systems; 16 emergency oxygen systems - hoses, micro diffusers and regulators (1 per tank); a trailer mounted 4,000 watt generator light plant; one utility storage trailer; 16 camouflage nets; 2 trailer mounted hydrocyclones; miscellaneous bolts, seals, camlock fittings, etc. Equipment used at Pittsburg Landing and the other two facilities was purchased by USCOE, Walla Walla under the FY95 Congressional Add-on (Senate Report, 103-672, p7).

Water is pumped directly from the Snake River to the acclimation tanks by four, 4-inch electric pumps powered by diesel generators. Generators are rented from a contractor because leasing appeared to offer the least cost over a ten-year life cycle. Each pump has a portable water intake screen that is placed into the river each year and connected to the pump by 120 ft of 6-inch plastic hose. The pumps provide 500 gpm of water and operate 24 hours each day throughout the 6-week acclimation period except for oil checks and servicing. A 1,000-gallon tank, placed within a spill containment barrier, supplies fuel for the pumps. The water is pumped to one of two 12 ft. high water distribution boxes, containing degassing towers to remove nitrogen gas, before flowing through a series of downsizing pipes to the rearing units.

The rearing units consist of 16 circular aluminum tanks, 20 ft in diameter and 4 feet deep. The tanks are transported from the storage area by a 20 ft flatbed lift-truck and placed on leveled 6-inch by 6-inch wood timbers. The tanks, made in two pieces and bolted together, drain water from the center of the tank through an 8-inch pipe placed in a plywood manhole running under the tank. The tank is fitted with vertical 12-inch circular perforated aluminum screen and the water depth controlled by a 6-inch center PVC standpipe. The rearing water enters the tank through a 4-inch pipe located on the edge of the tank and is directed in a manner to facilitate a circular motion to aid the movement of fish waste and mortality to the center screen. Water flow is controlled by a 4-inch gate valve located on the incoming line and maintains flows at 100 gpm. The water discharge line is connected from the tank to the river by an 8-inch flexible plastic pipe, which is also used to release the fish.

A 24-volt alarm system constantly monitors water levels in each rearing tank and each of the two water distribution towers. An enunciator panel that provides a visual and audio alarm when a low water level is detected monitors the alarm system. The alarm control box and enunciator panel is located near the staff-housing trailer.

Assembly of the acclimation site begins in February each year with the transport of equipment and material from an offsite storage area. In 2006, the U.S. Forest Service (USFS) agreed to a trial operation of allowing the NPT to leave half of the assembled fish rearing tanks in place and remove the other half and related equipment at a storage site near the fish acclimation site. This agreement should greatly reduce equipment fatigue and reduced assembly and disassembly time by half.

1.2 Big Canyon

The Big Canyon facility uses identical or similar equipment to that of Pittsburg Landing. The rearing tank assembly has been changed over the years to include a single row of tanks that sit flat on the gravel surface. The center drain line is in a trench dug under the tank, thus eliminating the need for the 12-inch-deep gravel pad that was previously used. This method can only be used where the proper elevation is available to facilitate water discharge to the river.

The USCOE agreed to furnish electric pumps to replace the diesel units that were rented each year. Electric pumps were installed and tested before the 2002 acclimation season. The electric pumps provide the same performance as the diesel pumps while reducing rental and maintenance costs, allowing onsite staff reduction and eliminates the risk of a major fuel spill.

FCAP Project Leader received verbal agreement from the Nez Perce Tribe that allows the fish rearing tanks and water distribution tower to remain assembled at the site the entire year. This eliminates the need for an assembly and disassembly contract and reduces equipment fatigue hence provide dollar savings to the program.

1.3 Capt. John Rapids

The Capt. John Rapids Fall Chinook Acclimation Facility is a single 150 ft X 50 ft in-ground, lined pond that is supplied with Snake River water by two independent 1,250 gpm submersible electric pumps. Other facility equipment and capital construction consists of 2 river intake screens; one camp trailer; one standby propane generator; one water well (domestic water); septic system; commercial electric service; alarm system; telephone service. The pumps and intake screens were designed to be placed into the river and then removed following fish acclimation each year but were replaced in 2001 with permanent intake screens located in the main Snake River channel. The pump intake screens are provided with an air back flush system to remove debris and an alarm system is available to monitor flows.

The pumps deposited large amounts of sand in the acclimation pond, which was removed by hand tools between each group of fish. The deposited sand created extremely poor environmental conditions for the fish during release

Negotiations with the USCOE resulted in the installation of two sand separators, two larger sized water pumps, and upgrade of the electrical and pump control panels and changes in the pond water alarm system. Installation of the new equipment began in the fall of 2007 and testing indicated that the sand separators removed most of the sand load that had been deposited in previous years.

2. Operations

2.1 Fish transport

Approximately 500,000 sub-yearlings will be transferred to the Big Canyon and CJR facilities and 400,000 will be transferred to Pittsburg Landing. CJR sub-yearlings will be transported by WDFW, while Pittsburg Landing and Big Canyon transports will be shared by NPT and WDFW.

Big Canyon and Captain John Rapids sub-yearlings will be transferred in late April while Pittsburg landing sub-yearlings will be transferred around the third week in April. Lyons Ferry Hatchery personnel provide schedules and facilitate loading and enumeration of the fish. Fish transport permits will be requested from IDFG.

The final release of yearlings was in 2019 as the program has shifted to a sub-yearling only release with two groups being released at each facility. The second release group of approximately 200,000 sub-yearlings will be transferred to all three facilities approximately 4-5 days after the release of the first group.

2.2 Rearing

During acclimation, staff perform daily scheduled fish culture duties that includes checking and recording oxygen levels in the rearing units three times each day, feeding the rearing units three times each day, and picking fish mortality twice each day. Staff also observes fish behavior for abnormalities and assist in fish health checks and the fish-marking program. The fish are fed Bio-Clark's fry and Bio-Pro, manufactured by Bio-Oregon of Longview Washington. Fish culture methods are the same as per Integrated Hatchery Operations Team (IHOT) guidelines and consistent with WDFW fish culture techniques at Lyons Ferry Hatchery. Environmental precautions are necessary to handle diesel and oil for the portable water pumps.

Fish health services are provided by contract with the USFWS, Dworshak Fish Health Center (DFHC). The contract provides diagnostic and pathogen survey services for all fall Chinook juveniles and smolts transported to the fish acclimation facilities. The services include a fish health check before transfer, and a pre-release exam. Other health checks are performed as requested. Fish health protocols are as per AFS Blue Book, IHOT and Nez Perce Tribe fish health protocols.

2.3 Marking

Sub-yearling fish will be marked with coded wire tags (CWT), adipose fin clipped, and pit tagged prior to transfer to the FCAP facilities.

2.4 Release

Sub-yearling fish are acclimated approximately three weeks before release in early to mid-May at 50fpp. The second group of sub-yearlings will be released in late May to early June, also at 50 fpp. Anticipated sub-yearling transfer and release dates for 2023:

- Pittsburg Landing – Transfer April 17 – Release May 3
- Pittsburg Landing(2) – Transfer May 8 – Release May 24
- Captain John Rapids – Transfer April 24 – Release May 11
- Captain John Rapids(2) – Transfer May 15 – Release June 1
- Big Canyon – Transfer April 24 – Release May 10
- Big Canyon(2) – Transfer May 15 – Release May 31

Emergency low water, water temperatures or facility equipment failure may necessitate an early release of fish from the facilities. The facility operator is authorized to determine when to release the fish if emergency circumstances warrant. Co-management agencies will be contacted within 24 hours with notification of an early release.

2.3 Communication

Verbal communications between FCAP personnel and co-managers is done on an as needed basis to facilitate planning, transportation, and acclimation. Co-managers will be involved in any planned deviation to the fish acclimation schedule.

Fish release numbers will be reported, and a FCAP fish acclimation summary will be completed by Nez Perce Tribe Research division. FCAP fish acclimation summary and other pertinent information will be presented to co-managers at the Snake River Fall Chinook Technical Group meeting.

FCAP personnel will complete and submit a project annual report to LSRCP in August each year.

FCAP contact list:

Becky Johnson: 208-621-4629; Cell #: 208-791-3392; E-mail: beckyj@nezperce.org
Mike Key: 208-388-2353; Cell #: 208-791-2984; E-mail: mikek@nezperce.org

Appendix E: 2023 Releases - Fall Chinook Pit Tag Allocation (US v OR agreement)

Summary of PIT tag allocation for release year 2022 Snake River fall Chinook salmon hatchery production.

Priority	Production Program						Release numbers available for PIT tagging		Tagging Lead / Uploading
							Subyearlings		
							Yearlings		
	Rearing Facility	Number	Age	Release Location(s)	PIT Tag #'s Monitor Mode	PIT Tag #'s Bypass if collected	Subyearling Sample Size		
						BIC	Representative Allocation		
1	Lyons Ferry	450,000	1+	On station	10,000 ¹	0		WDFW/WDFW(monitor mode for SARs) NPT/NPT NPT/NPT WDFW/WDFW(monitor mode for SARs) NPT/NPT NPT/NPT NPT/NPT NPT/NPT IPC/IPC WDFW/WDFW NPT/NPT NPT/NPT NPT/NPT NPT/NPT	
2	Lyons Ferry	450,000	0+	Capt. John Rapids 1	18,200 ²	7,800 ²			
3	Lyons Ferry	450,000	0+	Big Canyon 1	7,700 ²	3,300 ²			
4	Lyons Ferry	500,000	0+	On Station	15,000 ¹				
5	Lyons Ferry	400,000	0+	Pittsburg Landing 1	18,200 ²	7,800 ²			
6	Lyons Ferry	200,000	0+	Captain John Rapids 2		4,500 ³			
7	Lyons Ferry	200,000	0+	Big Canyon 2		4,500 ³			
8	Lyons Ferry	200,000	0+	Pittsburg Landing 2		4,500 ³			
9	Irrigon	1,000,000	0+	Salmon River		4,500 ⁴			
10	Irrigon	200,000	0+	Grande Ronde		4,500 ¹			
11	Lyons Ferry	200,000	0+	On Station					
NPTH 1	NPTH	500,000	0+	NPTH		4,500 ³			
NPTH 2	NPTH	200,000	0+	Lukes Gulch		4,500 ³			
NPTH 2	NPTH	200,000	0+	Ceder Flats		4,500 ³			
NPTH 3	NPTH	500,000	0+	North Lapwai Valley		4,500 ³			
TOTAL	Yearlings	450,000					0	PIT Yearlings	PIT Subyearlings
	Subyearlings	5,200,000						10,000	118,500

- Total PIT tags:**
- 1. LSRCP tags 29,500
 - 2. FPAC 63,000
 - 3. BPA tags 21,500
 - 4. IPC tags 4,500

Appendix F: Tucannon spring Chinook Sliding Scale

Appendix F - Adult Disposition Model for Tucannon spring Chinook (to be reconsidered and revised by 2017)

HOR = Hatchery origin return

modified based on Tribal comments on Jan 18, 2013

-corrected formulas for 65% of run at trap

NOR = Natural origin return

MAT = 750, so 555 NOR at trap provides ~750 NOR to river

Predicted HOR =		203	at trap	Total predict. HOR=		312				Disposition Table							PNI Prior to harvest or transfer		
Predicted NOR =		51	at trap	Total predict. NOR=		78				NOR	NOR	HOR	HOR	Program	Tribal & Nontribal			pNOB= 0.32	
Tot. Est Return at Trap =		254	at trap							Brood	SpEsc	Brood	SpEsc	Size	Harvest	Transfer	PNI	pNOS= 0.12	
Total River Return =		391	w/ 35% below trap				391				50	23	106	175	225,000	0	0	0.27	pHOS= 0.88
Brood Target =		156									w/o harvest or transfer mgmt								
Enter predicted Adult run size at the TFH trap in cells C5 and C6																			
Predicted				PNOB	At trap	At trap	At Trap	At trap	NOR	HOR	Total River	Total Run	Total Escap	Total NOS	pNOS	Total HOS	pHOS		
NOR	NOR	HOR	(NOR	NOR	HOR	Total	NOR	total river	total river	Escapem	Size	after 15%	Escapement	(NOS	Escapement	(HOS			
at Trap	Broodst.	Broodst.	Brood %)	SpEsc	SpEsc	Esc	Esc%	escapem.	escapem.	NOR +HOR	in Tuc. R.	loss	prespawn	after 15%	escapement	after 15%	escapement		
													loss	presp loss	%)	presp loss	%)		
50	50	106	32%	0	97	97	0.0%	27	206	233	389	198	23	11.5%	175	88.5%			
100	50	106	32%	50	97	147	34.0%	104	206	310	466	264	88	33.5%	175	66.5%			
150	75	81	48%	75	122	197	38.1%	156	231	387	543	329	132	40.2%	197	59.8%			
200	85	71	54%	115	132	247	46.6%	223	241	464	620	394	189	48.0%	205	52.0%			
250	85	71	54%	165	132	297	55.6%	300	241	541	697	460	255	55.4%	205	44.6%			
300	100	56	64%	200	147	347	57.6%	362	256	618	774	525	307	58.5%	218	41.5%			
350	110	46	71%	240	157	397	60.5%	428	266	695	851	591	364	61.7%	226	38.3%			
400	125	31	80%	275	172	447	61.5%	490	281	772	928	656	417	63.5%	239	36.5%			
450	140	16	90%	310	187	497	62.4%	552	296	849	1005	721	469	65.1%	252	34.9%			
500	156	0	100%	344	203	547	62.9%	613	312	926	1082	787	521	66.3%	265	33.7%			
550	156	0	100%	394	203	597	66.0%	690	312	1002	1158	852	587	68.8%	265	31.2%			
600	156	0	100%	444	203	647	68.6%	767	312	1079	1235	917	652	71.1%	265	28.9%			
650	156	0	100%	494	203	697	70.9%	844	312	1156	1312	983	717	73.0%	265	27.0%			
700	156	0	100%	544	203	747	72.8%	921	312	1233	1389	1048	783	74.7%	265	25.3%			
750	156	0	100%	594	203	797	74.5%	998	312	1310	1466	1114	848	76.2%	265	23.8%			
800	156	0	100%	644	203	847	76.0%	1075	312	1387	1543	1179	914	77.5%	265	22.5%			
850	156	0	100%	694	203	897	77.4%	1152	312	1464	1620	1244	979	78.7%	265	21.3%			
900	156	0	100%	744	203	947	78.6%	1229	312	1541	1697	1310	1044	79.7%	265	20.3%			
950	156	0	100%	794	203	997	79.6%	1306	312	1618	1774	1375	1110	80.7%	265	19.3%			
1000	156	0	100%	844	203	1047	80.6%	1382	312	1695	1851	1441	1175	81.6%	265	18.4%			
1100	156	0	100%	944	203	1147	82.3%	1536	312	1849	2005	1571	1306	83.1%	265	16.9%			
1200	156	0	100%	1044	203	1247	83.7%	1690	312	2002	2158	1702	1437	84.4%	265	15.6%			
1300	156	0	100%	1144	203	1347	84.9%	1844	312	2156	2312	1833	1567	85.5%	265	14.5%			
1400	156	0	100%	1244	203	1447	86.0%	1998	312	2310	2466	1964	1698	86.5%	265	13.5%			
1500	156	0	100%	1344	203	1547	86.9%	2152	312	2464	2620	2094	1829	87.3%	265	12.7%			

Model Calculations and Assumptions									
Cell C5 - Predicted HOR at Tucannon FH trap: This is an entered number based on preseason projection									
Cell C6 - Predicted NOR at Tucannon FH trap: This is an entered number based on preseason projection									
Cell C7 - Total Estimated Run at the trap: Sum of HOR and NOR preseason projections									
Cell C8 - Total run at trap divided by 0.65 to estimate total return to Tucannon River, including downstream of trap (35%).									
Cell C9 - Brood Number: This is a constant number of 170 based on a 225,000 production level at HOR levels >500 - would be adjusted downward at lower HOR levels									
Column A - Predicted NOR at the trap: Lookup value column based on cell C6 preseason projection at trap.									
Column B - NOR Broodstock Requirement: generally 50% of brood need up to 350 NOR predicted return to trap, except at NOR < 100									
Column C - HOR Brood Requirement: Total brood need - NOR brood									
Column D - NOR Brood Percent: % NOR in broodstock									
Column E - NOR at trap minus NOR broodstock taken									
Column F - HOR Spawning Escapement above the trap after broodstock taken									
Column G - Total NOR and HOR Spawning Escapement above the trap: after broodstock									
Column H - % NOR Escapement Percent above trap									
Column I - NOR total spawning escapement (trap passage plus 35% below the trap)									
Column J - HOR total spawning escapement (trap passage plus 35% below trap)									
Column K - Sum of NOR and HOR total spawning escapement (trap passage plus 35% below trap)									
Column L - Total return to the Tucannon River, including all broodstock taken									
Column M - Total escapement in the Tucannon River after broodstock collection, minus 15% prespawn mortality									
Column N - NOR escapement after broodstock collection and 15% prespawning loss in river									
Column O - HOR escapement after broodstock collection and 15% prespawning loss in river									

Appendix G: Tucannon River Summer Steelhead Sliding Scale.

Estimated NOR Return to Weir (based on PIT Tag Estimates)		Total NOR & HOR needed for Broodstock	Total Broodstock Needed for Conservation Program	Conservation Brood		Total Broodstock Needed for Mitigation Program	Mitigation Brood		# of NOR's Used for Total Broodstock needs	# of HOR's Used for Total Broodstock needs	NOR's Released Above Weir	
				NOR	HOR		NOR	HOR			Min	Max
<50		78	26	16	10	52	0	52	16	62	10	34
50	200	78	26	18	8	52	0	52	18	60	37	187
201	400	78	26	21	5	52	0	52	21	57	185	384
401	600	78	26	26	0	52	5	47	31	47	378	577
601	800	78	26	26	0	52	10	42	36	42	574	773
801	1000	78	26	26	0	52	15	37	41	37	770	969

Table Continued.....

Estimated NOR Return to Weir (based on PIT Tag Estimates)		Actual HOR Returns		Total Fish Released Above Weir		%NOR Used in Broodstock from Total Return to Weir		% NOR in Conservation Program	% NOR in Total Program	pHOS (effective) above the Weir		PNI above the Weir	
		Low	High	Min	Max	Min	Max	PNOB	PNOB	High	Low	Low	High
<50		68	313	78	347	NA	32%	62%	21%	0.96	0.58	0.39	0.51
50	200	70	315	107	502	36%	9%	69%	23%	0.86	0.21	0.45	0.77
201	400	73	318	258	702	10%	5%	81%	27%	0.55	0.12	0.6	0.87
401	600	83	328	461	905	8%	5%	100%	40%	0.38	0.09	0.73	0.92
601	800	88	333	662	1106	6%	5%	100%	46%	0.29	0.07	0.78	0.93
801	1000	93	338	863	1307	5%	4%	100%	53%	0.23	0.06	0.81	0.94

1) F1 hatchery origin fish - from the conservation program - will be used for broodstock needs in both conservation and harvest programs.

2) No AD-clipped fish will be used for broodstock, though some will be passed upstream to meet the maximum hatchery fish upstream of the weir (375-broodstock needs)

3) Goal is to have about 300-350 total hatchery origin fish (of either group - conservation preferred over mitigation) above the weir - to ensure future broodstock needs

Appendix H: Numbers of PIT Tags and Coded-Wire Tags Implanted into spring Chinook, fall Chinook, or summer steelhead at Lyons Ferry Hatchery Complex, and funding source of those tags.

Species	Stock	Age	Release Location	Program Release Goal		PIT Tag (LSRCP)	PIT Tags (BPA)	PIT Tags (Other)	CWT (LSRCP)	CWT (BPA)	PBT Baseline Evaluation
SPCHK	Tucannon	1+	Tucannon River	225,000		7,500	7,500		225,000		BPA
SPCHK	Carson	1+	Touchet River	250,000		15,000			85,000		BPA
FACHK	Snake River	1+	Snake River, Lyons Ferry FH	450,000		10,000			450,000		BPA
FACHK	Snake River	0	Snake River, Lyons Ferry FH	700,000		15,000			200,000		BPA
FACHK	Snake River	0	Snake River, Pittsburgh Landing 1	400,000			4,500		200,000		BPA
FACHK	Snake River	0	Snake River, Pittsburgh Landing 2	200,000			4,500		200,000		BPA
FACHK	Snake River	0	Snake River, Captain Johns Landing 1	450,000			4,500		200,000		BPA
FACHK	Snake River	0	Snake River, Captain Johns Landing 2	200,000			4,500		200,000		BPA
FACHK	Snake River	0	Clearwater River, Big Canyon 1	450,000			4,500		200,000		BPA
STL	Wallowa	1+	Touchet R. @ Dayton Acclimation	100,000		5,000			40,000 for all three groups combined		BPA
STL	Wallowa	1+	Snake River @ Lyons Ferry Hatchery	60,000		5,000					BPA
STL	Wallowa	1+	Grande Ronde R. @ Cottonwood Pond	225,000		4,000		2,000			BPA
STL	Touchet Endemic	1+	Touchet R., Dayton Acclimation	50,000		5,000			50,000		BPA
STL	Tucannon-Mitigation	1+	Tucannon River (lower)	100,000			10,500			25,000	BPA
STL	Tucannon-Conservation	1+	Tucannon River, Curl Lake	50,000			5,000			50,000	BPA
SPCHK	Tucannon	1+	Tucannon River at Smolt Trap	NA		5,000			NA		NA
STL	Tucannon	1+	Tucannon River at Smolt Trap	NA			2,500		NA		NA

