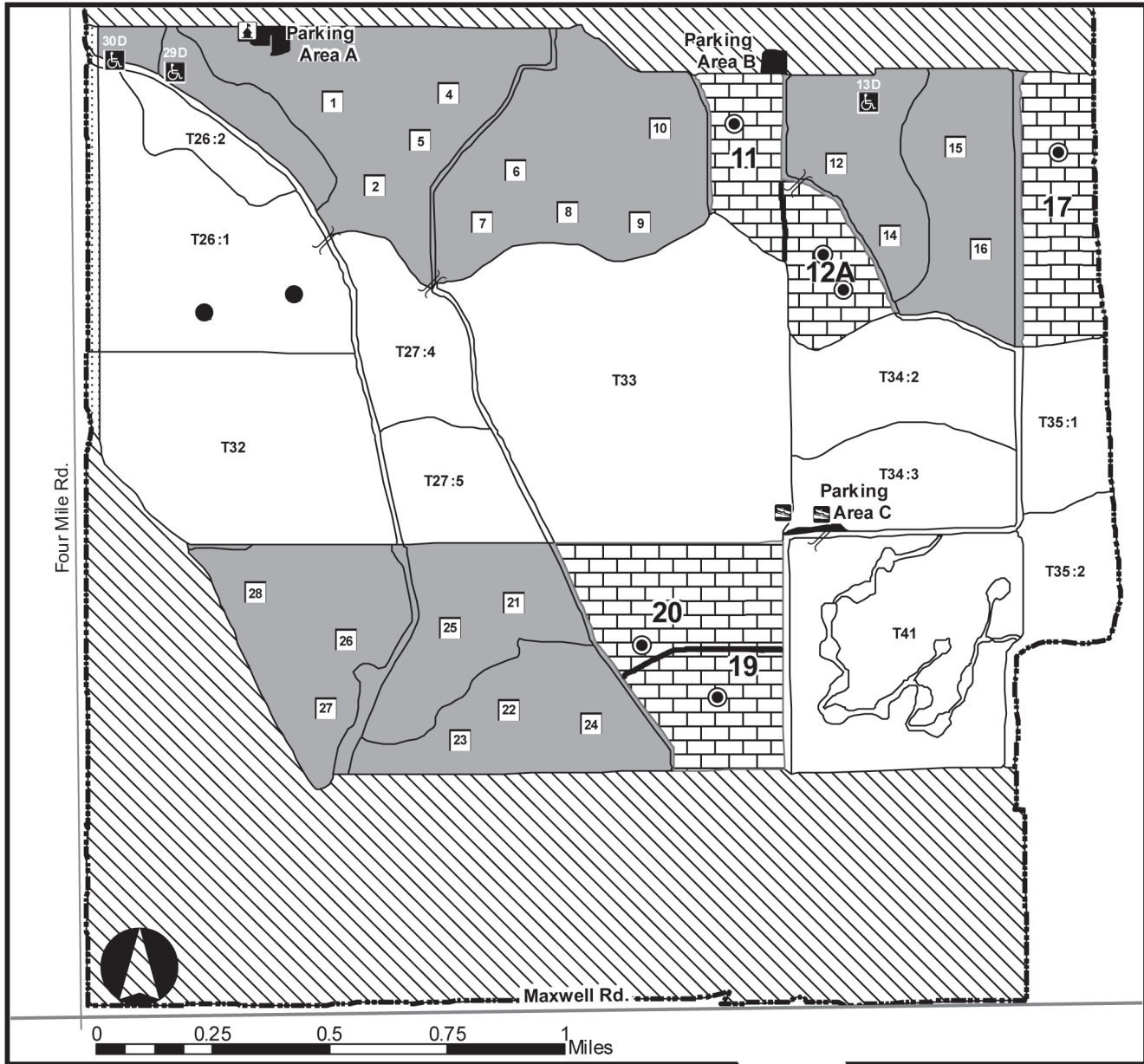














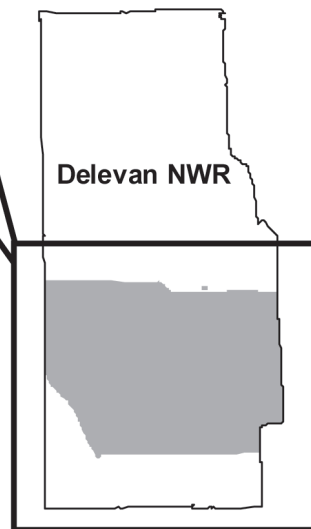


Delevan National Wildlife Refuge

Hunt Area 2009-10



-  Refuge Boundary
-  Parking Area
 - Parking Area A = Blinds 1-7, 29D-30D
 - Parking Area B = Blinds 8-16, AP 11-17
 - Parking Area C = Blinds 21-28, AP 19-20
-  Spaced Hunt Site Area
Party size = no more than 4 people
-  Assigned Pond Area *
**one hunting party per pond
Party size = no more than 4 people; and no more than 2 juniors or non-hunters per adult.*
-  Hunting Free Roam Area
Maximum quota 58
-  Retrieval Only Zone
-  Closed Zone
-  Assigned Hunting Blind (Island)
-  Pit Blind (2 person)
-  Hunting Island
-  Hunting Blind for Mobility Impaired
-  Boat Access for Mobility Impaired
-  Hunter Check Station
-  Canal Crossing



Note: Pheasant hunting is not permitted in the blind and assigned pond areas except on the 1st Monday of pheasant season

U.S. Fish & Wildlife Service & California Department of Fish and Game

Delevan National Wildlife Refuge

I. Hunting Program

The public hunting program on Delevan National Wildlife Refuge (Refuge) is **administered by the U.S. Fish & Wildlife Service in cooperation with the California Department of Fish and Game**. Parts of the Refuge are closed to hunting for sanctuary and management purposes. This Refuge contains 5,877 acres of which 1,922 acres are open to controlled hunting for geese, ducks, moorhens, snipe and pheasant concurrent with the seasons established by the State of California. Be sure to observe signs designating closed areas or restricted zones.

Hunting is by entry permit only. One-day permits and season passes are sold at the check station (no charge for junior hunters). The check station will open at 6:00 pm on Fridays for the Saturday and Sunday shoot days and 6:00 pm on Tuesdays for the Wednesday shoot days. Shoot time begins ½ hour before sunrise. **Please refer to the “California Regulations for Waterfowl and Upland Game Hunting on State and Federal Areas” (CDFG Booklet) for daily shoot times, permit fees and Refuge Specific Regulations.**

II. Obtaining and Returning an Entry Permit

A. Reservation application forms are available at sporting good stores where hunting licenses are sold and on the website www.dfg.ca.gov. Applications must be received in Sacramento at least 17 days in advance of the desired hunting date. Hunters with reservations will be sold entry permits in the numerical order stamped on their reservation starting two hours before shoot time. **Reservations are valid only when presented at the check station at least one hour before shoot time. Allow yourself adequate travel time to assure not losing your reservation status. There are no exceptions.**

B. Vacancies which result from reservation “no shows” and hunters checking out of the area during the day are filled from a waiting list which is established by lottery drawing at the check station. The check station opens at 6:00 pm on Tuesdays and Fridays to begin accepting lottery entries. The lottery is conducted at 8:00 pm and results are posted soon afterwards. Hunters may leave the area once they have obtained their lottery number but must be present when their number is called.

C. Non-reservation hunters may only enter the drawing for one of the following: Sacramento, Delevan or Colusa Refuges, on any hunt date. Additionally, non-reservation hunters may also enter the Sutter Refuge draw. Lottery procedures are posted at the check station and online at www.fws.gov/sacramentovalleyrefuges.

D. There will be no re-fills or entry permits issued after 3:00 pm. All hunters **must check out at the check station**, report hunting results, and return the entry permit before leaving the area by 1½ hours after shoot time ends.

III. Refuge Specific Regulations Summary (See the CDFG Booklet for a complete list.)

A. Assigned Hunting Blinds - Hunters in assigned hunting blinds (in-ground) are **restricted to hunting within a 100 foot radius of the blind**, except to retrieve birds.

B. Assigned Ponds – Hunters are restricted to the area within the “signed” assigned pond boundary.

C. Hunters may only enter or exit the hunt area from designated parking lots (see map). Equipment may not be dropped-off or picked-up between parking areas.

D. No bikes allowed.

E. Federally approved non-toxic shot required for all hunting. Hunters are limited to a 25-shell limit, while in the field.

F. No shot guns larger than 12 gauge and no shot size larger than BB, except steel “T” (.20” diameter) is permitted.

*The possession and/or use of shot sizes larger than BB in non-toxic shot other than steel, in the field, is prohibited on State and Federal wildlife areas (under the authority of Section 550(b)(1) and in addition to the regulations on shot size found in Section 551(b)(3).

G. The consumption or possession of an open container of alcohol, within public areas of the refuge, is prohibited.

H. Medical marijuana cards are not valid on National Wildlife Refuges.

I. White-fronted geese (speckle-bellies) may not be taken after December 14th.

J. Pheasant hunting is permitted during pheasant season on shoot days in the free roam area only. Additionally, on the first Monday of pheasant season, all hunting areas are open to pheasant hunting. **Shooting hours are 8:00am to sunset.**

K. No shooting from or across access roads, parking areas, or into or from safety zones.

L. It is unlawful to use electronic or mechanically-operated spinning blade devices or spinning wing decoys when attempting to take waterfowl **from the start of waterfowl season through November 30th.**

M. Dogs are allowed on the hunting area, but must be kept under control. **Dogs must be kept in vehicles or on a leash while in the check station parking area.**